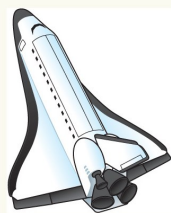


ROCKET CITY ROCKS & GEMS



The Monthly News Bulletin of the Huntsville Gem & Mineral Society, Huntsville, Alabama

Volume 56 No. 7

"We'll go to the Moon for a Rock"

July 2024

INSIDE THIS ISSUE

President's Note	2
Metalsmithing Corner	2
Rocket City Jewelers	3
Pebble Pups	3
Picnic Pictures.....	4
Show Volunteers Needed	5
Brad's Bench Tips	6
Mineral of the Month	7
Activity Schedule.....	8
Executive Board & Committees.....	9
Calendar.....	10


July 23, 2024, 6:00 Metalsmithing Demonstration

Shelley Curran will show techniques for metal Texturing with heat.

Texture can be an important part of a piece of jewelry. It can add another layer of visual interest to your work.

When we think of texture we most commonly think of hammered, stamped, or rolled patterns. Heat texture and or fusing can produce a completely different look on the metal.

Come see some samples and how to create them at the July meeting.



Web Page - www.huntsvillegms.org/ email - hsvgems@gmail.com



Huntsville Gem & Mineral Society (HGMS) 2024. Reprinting Rights are granted for all material (except for minutes of the meeting and copyrighted articles) to any organization officially affiliated with the American Federation of Mineralogical Societies (AFMS) or Southeastern Federation of Mineralogical Societies (SFMS), provided credit is given to the author, the original publication, and this newsletter.



I want to thank all who came out to the picnic! I believe this was the biggest turnout since I have been around. For those who could not make it, we had really great weather, lots of food that everyone brought, I especially want to thank all who set up tables to sell their excess and those who bought that excess - lots of "rock swapping"! Also a big thanks to Bob and Ruth Kemper for demonstrating the sluice. And of course the adults that helped the Pebble Pups pan for gold.

Everyone who panned for gold found some. Wow! It was about as perfect as you could ask for. Again, thanks to everyone who came, who helped set up and clean up. I know I must wait but I want to do it again, next year! See you there!

We have had some awesome field trips, upgraded our museum layout, had a great indoor yard sale, the different groups (Pebble Pups, MetalSmithing and RCJ) have gone overboard with projects for you and your Pups and the Show is just around the corner! But don't worry, the best is yet to come! The board has been busy and will continue improving our operations, upgrading our equipment for your use, and offering better ways we can serve you.

Mike



Metal Smithing/Silver Group by Kathy Bowman & Shelley Curran


August Class: Shadowbox Pendant

Session 1: Thursday, August 01 2024

Session 2: Monday, July 05, 2024

We will be making the Shadowbox Pendant scheduled for July that was cancelled. The example pictured is only one style of shadowbox. We will have several examples of different styles. This is an intermediate project. If you have a small stone you want to use for your shadow box, you will have to construct the bezel setting. The kit will include an 8 mm round stone and a cup (we will supply in the kit). Using the cups will make the project simpler. The cost for the kit is \$7.00.

The signup sheet will be available on Monday and Thursday night classes and at the HGMS Meeting. Most seats are filled but there are a few available. You can also sign up for this class by sending email to HGMS@wildivystudio.com.



Certification/Safety Classes: The next Certification/Safety Class has been September (**Date TBD**) Please send your name and contact information (name, email address, and cell phone number (for text messages) to Certifications@wildivystudio.com to get on the list for the class. Seats will be filled in the order I receive them. If you end up on the wait list, you will be added to the next scheduled class. Certification classes are scheduled approximately every other month.

CERTIFICATION CLASS INFORMATION – PLEASE READ CAREFULLY:

After Certification Class dates are set, email notices with information about the class(es) will be sent to everyone who is currently on the request list about a week before the scheduled date. **You must reply to that email to be scheduled for the class or to request a future class.** One reminder email will be sent to those who do not respond to the first email. If there is no reply after the 2nd email, **your name will be removed from Certification Requests list.** If you are still interested in Certification, you will have to send in your information again to get on the current list.

Facebook Users: The Metalsmithing class has our own page in Facebook groups. You can see info on classes, examples of project classes and other general information. Members of the group can post their finished class projects. Our class page is HGMS Metalsmithing Group.

The link: <https://www.facebook.com/groups/438777169648170>

Volunteer Positions *

Class Instructors: Kathy Bowman Shelley Curran Jan Edmunds (Monday AM)

Tools/Equipment Inventory

Opening

Store Manager

Opening

Kit Manager

Shelley Curran

Webpage & Social Media Management

Kathy Bowman

***Note: We are all volunteers, so the schedule is subject to change.**



Rocket City Jewelers (RCJ) News

July 2024

RCJ is open to all HGMS members 16 and older. All skill levels are welcome! No certification is required, but experience using jewelry tools is a plus. We offer one class a month with 4 opportunities to finish the project. **Note:** Should severe weather occur on any RCJ meeting day, the meeting will be canceled, and Judy will notify the group.

The schedule for the rest of the year is shown below. To sign up for a class, please email Theresa at rocketcityjewelers@gmail.com a **month before class**. Include your name, contact info, and the class(es) you want. You can also sign up at RCJ meetings and monthly HGMS meetings.



July: Santa Pendant

Jul 3 and 17: 6 – 9p, class and make up.

Jul 10 and 24: 2 – 5p, class and make up.

Jul 31 (5th Wed): 2 – 5p, make up.

August: Channel Chainmaille Bracelet and Twisted Wire Earrings

Aug 7 and 21: 6 – 9p, class and make up.

Aug 14 and 28: 2 – 5p, class and make up.

September: Wire Wrapped Pumpkin (Carnelian) Pendant

Sep 4 and 18: 6 – 9p, class and make up.

Sep 11 and 25: 2 – 5p, class and make up.

Pebble Pups - Thursday July 25, 6:30 - at the Education Center



Hey Pups and parents!

July is here and what a program we have for you!

Of course we have the birthstone Ruby. And you all will leave with your own specimen to add to your collection! We will again explore "Special Effects" with a program on magnetism! Last but the most fun, you will learn about metal smithing and make your own keyring personalized to your liking! Come out on Thursday, 25th of July in the Ed Center at 6:30 PM.

Also I will have several awards to give out to Pups who have worked hard and earned the recognition!

Your Pups Leadership Team,

Angela, Theresa, Dee Dee, Bill and Mike



Earth Resources



Rocks & Minerals



Special Effects

Picnic Report -v June 22, 2024, Monte Sano State Park,



We need your help with the HGMS Fall Show October 9th - 13th

Hi Everyone!

As you may know, the funds from the fall show help keep HGMS running for you to enjoy all year.

And, it takes a LOT of hands to make this event successful!

Here are the volunteer slots that have to be filled this year:

Wednesday Oct 9th

-Assist Lowell Zoller and Tony Smith with floor set up

Thursday Oct 10th

- set up HGMS Fluorescent Room, display cases, Info Booth, Kids Area, Demo Area, Signs everywhere,, Fossils

- helpers for the vendors to unload/set up during the day.

- Vendor dinner, we provide and clean up a **pot luck dinner**.

Friday Oct 11th 10 am to 6 pm, Saturday Oct 12th 10 am to 6 pm, Sunday Oct 13th 10am to 5pm

- Greeters/ ticket sales, need minimum 2 each 2 hour time slot (sitting at door area)

- Gem Flume - taking money for bags, helping kids and parents. Many hands needed (Gene Powers)

- Kids Fossil Dig, take funds, give tools and explain fossils to kids and parents 1 or 2 each 2 hour time slot (Standing and sitting) (Bill Friday)

- Kids Pebble Pups area, talk pups, rock display, handouts, wheel of fortune, coloring area, 2 each 2 hour time slot (Standing and sitting) (Mike Harrison)

- Drink Cart walks around hourly to vendors/volunteers.

• Information Booth and Raffle (Theresa) need 1 or 2 each slot. (sitting)

Sunday Oct 10 5pm till ?

- Take down/ clean. All hands on deck

- Demonstration table Do you have a short skill/demo you might like to share? (seated)

If you signed up at the picnic, thank you!

Please reply or call and volunteer, we need everyone's help!

Debbie Epperson, Volunteer recruiting 256-337-5000

We had 9 people travel to Brilliant Alabama Saturday to dig for brilliant wood. Everyone went home happy with their rocks after a hot day of rock hounding.

Thanks, Stacy & Anthony



Lapidary Shop Update

As of now, the Lapidary Room at the Ed Ctr is padlocked, to be opened only when there is an instructor/monitor in the room for safety and to give instructions - See the Schedule on Page 10

Theresa Chivers will open the Lap Lab on second Monday Aug 12 instead of first Aug 5, and no 1st Mon in September.

We are negotiating to obtain an Intarsia Machine. For those interested there will be classes.

Our new Flat Lap is now available for use, with certification - no more trying to flatten a surface using the wheels.

Brad's Bench Tips

"Bench Tips for Jewelry Making" and "Broom Casting for Creative Jewelry" are available on Amazon www.BradSmithJewelry.com For those who enjoy these bench tips, I'm happy to announce a second volume is now available on Amazon. "More Bench Tips" includes 86 additional ways to save time, avoid frustration or improve quality at the bench. These new tips cover problems in fabrication, stone setting, casting, soldering and polishing.



SANDING DISKS

One of the flexshaft tools that saves so much time is the snap-on sanding disk. I mainly use the medium and fine grits but sometimes like the very fine ones that are sold for working with platinum.

Ordinarily, you'd think of placing the disk on the mandrel with the grit side facing away from your hand, but notice that you end up with your elbow up in the air. Instead, try flipping the disk so that the grit side is towards your hand. It's a much more comfortable position because the elbow is down near your side, and it lets me hold the work up close where I have a better view of what I'm sanding.



I use these snap-on disks so frequently that I keep multiple mandrels with different grits already mounted in the bur stand. Some mandrels have the grit facing out and some facing in.

EASIER PRONG SETTING

When setting stones in a prong mount, the tool is less likely to slip off the prong if you grind a shallow groove into its face or rough up the face a bit with sandpaper. Some folks prefer a prong pusher for doing this, and others like a set of pliers with a slight groove on one jaw.

The easiest way to create a slot on the pusher is with a file, and the quickest way to create a slot on one jaw of your pliers is with a separating disc. Then do a rough polish on the slot with a medium grit, knife-edge silicone wheel.

LITTLE THINGS CAN BITE

Most jewelers treat motorized equipment with caution. We've all heard stories about workpieces coming loose in the drill press or about getting long hair or clothing caught in the polishing machine. It stands to reason that a machine with a motor of a half horsepower or so is going to win out over its operator. We all know that, and I'm not going to harp on it. That's not the point of this story.


I want to talk about the smaller motor powered machines we often use, the ones with little 3 inch diameter motors. For instance, these small motors are used in flexshafts and micro buffers. They're so small that many of us forget caution when using them. I'm guilty of it myself sometimes, and believe me it can get you in trouble. Here's what happened to two people I know.

One friend had a polishing bur bend in the handpiece and then whacked the thumb that was holding the workpiece so badly that it seemed the bone might be broken. The swelling was substantial, and it took several weeks to regain normal use. A small underpowered motor? I don't think so.

Another friend was using one of the small buffing machines, the kind you can stop when you apply too much pressure to the wheel. Not to worry about such an underpowered beast you say. Wrong, it literally jumped up and bit the hand that feeds it !

Buffer was set on a low table to do a quick polish, so was not mounted or clamped. A buff was installed on the right spindle, no buff on the left. Friend was wearing a tight-fitting, long-sleeved sweater. While buffing on the right wheel, the left tapered spindle caught a thread on the friend's left sleeve and started grabbing more and more threads and sleeve. Rather than pulling the arm into the machine, the light buffer quickly lifted off the table and started climbing up the underside of the friends arm. There was no way to get a hand of the on/off switch because the unit was spinning wildly and battering my friend like a club wielded by a mad man. Only when my friend could grab the gyrating power cord and yank it from the wall did the mayhem stop.

So when you're in the shop, please think safety. Don't take even those little motors for granted.

Mineral of the Month – Franklinite *By Leslie A. Malakowsky*

Franklinite (black) with willemite (red) and calcite (white)

This month's mineral was chosen in honor of Benjamin Franklin, famous American politician, inventor, statesman and one of the Founding Fathers who signed the Declaration of Independence on July 4, 1776.

Franklinite is an oxide mineral with the formula $Zn^{2+}Fe_2^{3+}O_4$. In this group of minerals, the oxide anion O^{2-} is bonded to one or more metal alloys. Both ferrous iron (Fe^{2+}) and ferric iron (Fe^{3+}) and manganese (Mn) may be present. This mineral belongs to the spinel *subgroup* of oxide minerals along with the mineral magnetite.

Franklinite is black with a metallic somewhat dull luster. It occurs in octahedral crystals (3-dimensional shapes with 8 flat sides). It has a hardness of 5.5-6 on Mohs scale, harder than apatite (5) but not as hard as quartz (7).


Other characteristics for recognizing this mineral include a reddish brown to black streak and magnetism.

This mineral was first discovered in the Franklin Furnace (also known as the Franklin Mine), a famous location for rare zinc, iron and manganese minerals in Sussex County, New Jersey. This mine produced more species of minerals, especially fluorescent minerals, than any other location. Franklinite commonly occurs as disseminated small black crystals with their faces somewhat visible. Rarely, a single large crystal with well-formed easily recognizable faces is found. Minerals associated with franklinite include willemite (a minor ore of zinc), zincite (the mineral form of zinc oxide), and calcite. Interestingly, willemite fluoresces green and calcite fluoresces red under ultraviolet light but franklinite does not fluoresce; it remains black. Franklinite and its associate minerals are also found in the Sterling Hill Mine near the Franklin Mine. The Sterling Hill Mine was the last working underground mine in New Jersey. It closed in 1986 and became the Sterling Hill Mine Museum in 1989. In 1991, the museum was added to the National Register of Historic Places.

Franklinite is a major ore of the element zinc. The rock in which franklinite occurs was deposited as limestone in the Precambrian period, a unit of geologic time that spans from Earth's formation about 4.6 billion years ago, to the Cambrian period about 538.8 million years ago. About 1.15 billion years ago, the rock underwent extensive metamorphosis. Later, during a major mountain-building event called the Grenville orogeny, the rock was uplifted and eroded, exposing the ore at the surface. Glacial activity then dispersed the ore in deposits large enough to be mined profitably.

Franklinite was named in 1819 by Pierre Berthier for the type locality. Berthier was a 19th century French geologist and mining engineer. (He also discovered bauxite, a sedimentary rock with a relatively high aluminum content, and berthierite, an iron and antimony sulfide named after him). Berthier wrote that he chose the name franklinite "... to remind us that it was found, for the first time, in a place to which the Americans have given the name of a great man..." Fun fact: In 2023, franklinite was designated the state mineral of New Jersey!

References: wikipedia.org, mindat.org



The Huntsville Gem & Mineral Education, 7901 Bailey Cove Rd. SE, Huntsville AL 35802

Metal Smithing/Silver Instructors: Shelley Curran, Kathy Bowman, Jan Edmunds

Lapidary: Bill Friday, James Yack, Anthony Zwilling, Les Bartel, Theresa Chivers

Rocket City Jewelers: Judy Osmundson, Theresa Chivers, Leslie Malakowsky

Pebble Pups: Mike Harrison, Angela Mendoza, Theresa Chivers, Dee Dee Morton, Bill Friday

Monday	Metal Smithing/Silver	5:00pm - 9:00pm
	Lapidary	1st Monday each month 9:45am-2:00pm (Except Aug and Sep)
	Lapidary	6:00pm - 9:00pm
Tuesday	Lapidary	9:00am - 2:00pm
	HGMS Meetings	6:00pm - 8:30pm 4th Tuesdays
Wednesday	Lapidary	6:00pm - 9:00pm
	Rocket City Jewelers 1st & 3rd Weeks	- 6:00pm - 9:00pm
	Rocket City Jewelers 2nd, 4th, 5th Weeks	- 2:00pm - 5:00pm
Thursday	Metal Smithing/Silver	5:00pm - 9:00pm
	Pebble Pups	6:30pm 4th Thursdays
Friday	Lapidary	6:00pm - 9:00pm
Saturday	Metal Smithing	9:00am - 3:00pm irregular 1st Saturday of the Month



July
Ruby



August
Peridot

2024 HUNTSVILLE GEM & MINERAL SOCIETY EXECUTIVE BOARD

President– Mike Harrison -
 Vice President - Shelley Curran -
 Secretary: James Yack -
 Treasurer: Clara Goode -
 Editor: Bill Friday -
 Past President: Anthony Zwilling -
 Directors:
 Gene Powers -
 Les Bartel -
 Theresa Chivers -
 Doug Blakeslee -

2024 COMMITTEE CHAIRS

Property: Bill Friday	Show Chair: Tony Smith,
Program Chair—Shelley Curran	Show Vendor Chair: Lowell Zoller,
Webpage: Leslie Malakowsky,	Assistant Vendor Chair: Jan Edmunds
Auction Chair: Shelley Curran	Show Publicity Chair - Tony Smith
Membership: Theresa Chivers	Show Treasurer: Clara Goode,
Field Trips: Bill Friday	Mineral ID: Lowell Zoller
Hospitality: Mike Harrison	Facility Administrator: Bill Friday
Pebble Pups: Dee Dee Morton	Publicity: Open

PURPOSE OF THE SOCIETY: The Huntsville Gem & Mineral Society is a non-profit educational organization for people interested in mineralogy, geology, paleontology, and related lapidary arts. Its primary purpose is the education and enjoyment of the members and the general public in these areas. This purpose is accomplished through programs and activities, shows, lectures to school children and organizations, and exchange of rocks, minerals, artifacts, and newsletters.

DUES: Annual dues are \$20.00 per person, \$25.00 per family, and are due on January 1st of each year

Membership Applications may be found at our webpage www.Huntsvillegms.org or at the HGMS Education Center during a meeting or at one of our activity periods: 7901 Bailey Cove Rd SE, Huntsville, AL 35802

Meetings: 4th Tuesday of the month except for March Auction, June picnic, Christmas Dinner and major holidays.

The Society is affiliated with the American Federation of Mineralogical Societies , the Southeast Federation of Mineralogical Societies, and the Dixie Mineral Council

Federation Newsletters: DMC: <http://www.amfed.org/sfms/dmc/dmc.htm>

SFMS: <https://www.southeastfed.org/newsletter> - new, under construction

AFMS: www.amfed.org/news/default.htm

2024 - 25 CALENDAR

- 23 July '24 - Regular HGMS Meeting, Huntsville Gem & Mineral Education Center
7901 Bailey Cove Rd SE, Huntsville, AL 6:00pm
- 27 Aug '24 - Regular HGMS Meeting, Huntsville Gem & Mineral Education Center
7901 Bailey Cove Rd SE, Huntsville, AL 6:00pm
- 24 Sep '24 - Regular HGMS Meeting, Huntsville Gem & Mineral Education Center
7901 Bailey Cove Rd SE, Huntsville, AL 6:00pm
- 11-13 Oct '24 - Annual Fall Gem Jewelry and Mineral Show
Jaycees Building 2180 Airport Rd, Huntsville AL
- 22 Oct '24 - Regular HGMS Meeting, Huntsville Gem & Mineral Education Center
7901 Bailey Cove Rd SE, Huntsville, AL 6:00pm
- 26 Nov '24 - Regular HGMS Meeting, Huntsville Gem & Mineral Education Center
7901 Bailey Cove Rd SE, Huntsville, AL 6:00pm
- 10 Dec '24 - Christmas Dinner Meeting - Details as available

- 28 Jan '25 - Regular HGMS Meeting, Huntsville Gem & Mineral Education Center
7901 Bailey Cove Rd SE, Huntsville, AL 6:00pm
- 25 Feb '25 - Regular HGMS Meeting, Huntsville Gem & Mineral Education Center
7901 Bailey Cove Rd SE, Huntsville, AL 6:00pm
- 22 Mar '25 Sat - Annual Rock Sale / Auction - details to be announced

- 22 Apr '25 - Regular HGMS Meeting, Huntsville Gem & Mineral Education Center
7901 Bailey Cove Rd SE, Huntsville, AL 6:00pm

Deadline for Next Newsletter
August 18, 2024

Dated material
Do not delay

July 2024

Rocket City Rocks & Gems
Bill Friday, Editor
2508 Excalibur Dr.
Huntsville, AL 35803