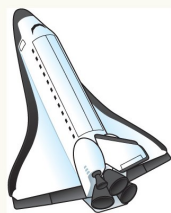


ROCKET CITY ROCKS & GEMS



The Monthly News Bulletin of the Huntsville Gem & Mineral Society, Huntsville, Alabama

Volume 56 No. 4

"We'll go to the Moon for a Rock"

April 2024

INSIDE THIS ISSUE

March Rock Sale -No mtg minutes	
Metalsmithing Corner	2
Rocket City Jewelers	3
Pebble Pups	4
Mineral of the Month	5
Brad's Bench Tip	6
Area Rock Hunting Opportunities .7	
DMC Field Trip	8
Lapidary Lab & Museum Matters .9	
Apr/May Birthdays & Aniv,.....	10
Activity Schedule.....	10
Executive Board & Committees.....	11
Calendar.....	12

Membership Meeting This Month April 23, 6:00

The April program this month will be presented by our own president, Mike Harrison. It will be "Name That Mineral!" You will get a chance to hold (see, feel and even taste, if you want) and identify 20 different minerals and test your knowledge of the mineral world. Some will be polished slabs, some unpolished slabs, and some rough (natural) specimens. You will fill out your "contestant sheet" with the common name (what most people call it), what type of rock or mineral (igneous, sedimentary, chalcedony, .), hardness, and where in the world it can be found! Mike will give a crash course in mineralogy (very basic but important stuff) before we play the game. You will be amazed at how much you know and how much you will learn. And it will be fun! But most importantly, it will give you a chance to see, feel and learn about some of the most common and collectable minerals. Come prepared to contemplate, analyze, argue (with your neighbor) and laugh.



Web Page - www.huntsvillegms.org/ email - hsvgems@gmail.com



Huntsville Gem & Mineral Society (HGMS) 2024. Reprinting Rights are granted for all material (except for minutes of the meeting and copyrighted articles) to any organization officially affiliated with the American Federation of Mineralogical Societies (AFMS) or Southeastern Federation of Mineralogical Societies (SFMS), provided credit is given to the author, the original publication, and this newsletter.



Metal Smithing/Silver Group by Kathy Bowman & Shelley Curran

Setting Stones with Partial Bezels and Prongs

Session 1: Thursday, May 2, 2024

Session 2: Monday, May 6, 2024



Our May class will explore another technique for setting cabochons. We will be making a pendant with a partial bezel and prong setting to hold the stone. This technique works particularly well with irregular or oddly shaped stones. And while this is not a beginner class anyone with good basic skills should be able to complete this project. Please bring a stone with you to set. I will have a few available to purchase if you do not have one. Shelley will be the lead instructor for this project. (Kit cost for copper is \$6)

The signup sheet will be available on Monday and Thursday night classes and at the monthly HGMS meeting. You can also sign up for this class by sending email to HGMS@wilddivystudio.com . There are 9 places in each session for a total of 18 places.

Certification/Safety Classes: The next Certification/Safety Class has been tentatively scheduled for *Tuesday, May 21* Please send your name and contact information (name, email address, and cell phone number (for text messages) to Certifications@wilddivystudio.com to get on the list for the class. Seats will be filled in the order I receive them. If you end up on the wait list, you will be added to the next scheduled class. Certification classes are scheduled approximately every other month.

CERTIFICATION CLASS INFORMATION – PLEASE READ CAREFULLY:

After Certification Class dates are set, email notices with information about the class(es) will be sent to everyone who is currently on the request list about a week before the scheduled date. **You must reply to that email to be scheduled for the class or to request a future class.** One reminder email will be sent to those who do not respond to the first email. If there is no reply after the 2nd email, **your name will be removed from Certification Requests list.** If you are still interested in Certification, you will have to send in your information again to get on the current list.

Facebook Users: The Metalsmithing class has our own page in Facebook groups. You can see info on classes, examples of project classes and other general information. Members of the group can post their finished class projects. Our class page is HGMS Metalsmithing Group. The link: <https://www.facebook.com/groups/438777169648170>

Volunteer Positions *

Class Instructors:	Kathy Bowman Shelley Curran
Tools/Equipment Inventory	Opening
Store Manager	<i>Opening</i>
Kit Manager	Shelley Curran
Webpage & Social Media Management	Kathy Bowman


***Note: We are all volunteers, so the schedule is subject to change.**



Rocket City Jewelers (RCJ) News

April 2024

RCJ is open to all HGMS members 16 and older. All skill levels are welcome! No certification is required, but experience using jewelry tools is a plus. We offer one class a month with 4 opportunities to finish the project. There's one more chance to finish the Wrapped Crystal Pendant: **April 24th**.



Note: If you signed up for the Triple-Point Byzantine Necklace class, be sure to talk with Judy about the rings you need. **Attention chainmailers:** If you don't already have the book, Chain Maille Jewelry Workshop by Karen Karon, PLEASE PURCHASE it. It's available online or possibly in local bookstores.

To sign up for a class, please email Theresa at rocketcityjewelers@gmail.com a month before class. Include your name, contact info, and the class(es) you want.

2nd Quarter 2024 Classes:

April

May

June



April: Wrapped Crystal Pendant

Apr 3 and 17: 6 – 9p, class and make up.

Apr 10 and 24: 2 – 5p, class and make up.

May: Two-Tone Triple-Point Byzantine Necklace

This necklace is easily customizable!! You'll need to purchase your own rings. Your ring sizes and quantities will depend on your choices.

May 1 and 15: 6 – 9p, class and make up.

May 8 and 22: 2 – 5p, class and make up.

May 29 (5th Wed): 2 – 5p, finish it.

June: Upside-Down Wrapped Cab

The teardrop-shaped Malachite cab is wrapped in copper wire.

Jun 5 and 19: 6 – 9p, class and make up.

Jun 12 and 26: 2 – 5p, class and make up.



Pebble Pups - Thursday April 25, 6:30 - at the Education Center

Welcome to April! We have a wonderful program for you this month. Dee and Mike will discuss minerals in the home - granite, marble, and quartzite - and how they are formed! Bill will present maps and compass. Angela will present this month's birthstone - the diamond! And she has samples for take-home. It is going to be a "can't miss" meeting!



We had a wonderful field trip Saturday to Wolde Flooring. Katie Ziolkski hosted a very educational field trip through the "quarry" and the whole process from earth to our homes. She spoke on her entire stock of quartzite, marble, soapstone, granite and "man made" stone, where each stone is mined and the journey from the earth to where the gigantic blocks are slabbed, polished, reinforced with a fiberglass backing, packed, shipped, received at the showroom, selected, cut, repolished (as needed) delivered and installed in your home.

This will satisfy the Future Rockhound Earth Resources Badge requirements for a field trip, minerals in the home and collecting everyday objects and the minerals that went into them.

We had five Pups attend this morning and everyone left with all of the different stone they wanted! Note that in the photo below the Pups are holding their prized collections!

The Pups in attendance were (left to right in the photo below) Eden ,Tala, Lincoln, Lily and Emmaus, and Mike.

Katie will host a repeat performance in two weeks on the 27th. Again at 8:30 and finishing before 10:00 AM.

Thanks for all who participated today!

Your Pup's Leadership Team,

Mike, Angela, Dee, Theresa, Scott, and Bill



Apr 8 2004 "Diamond Ring" Eclipse



Mineral of the Month – Thundereggs *By Leslie A. Malakowsky*

A Northwest Coast Native American totem pole depicting a thunderbird.

Thundereggs (or thunder eggs) are so called because their contents are sealed, like the contents of chicken eggs. But thundereggs were not named for chicken eggs. In certain North American indigenous peoples' history and culture, thunderbirds are legendary creatures considered supernatural beings of power and strength. Native American legend considers thundereggs to be the eggs of the thunderbirds that once occupied Mount Hood and Mount Jefferson. (Both of these volcanoes are part of the Cascade Volcanic Arc in the Cascade Range of the Northwest United States.) According to legend, Thunder Spirits on these mountains hurled the "eggs" at each other during thunderstorms.

A thunderegg is not a mineral; it's a nodule-like rock filled with one or more minerals similar to a filled geode. Thundereggs usually contain centers of chalcedony which may be fractured and the fractures filled with agate, jasper and/or opal. Various other mineral growths and inclusions such as quartz and gypsum are frequently present. Thundereggs occur within flows of rhyolitic (igneous volcanic rock rich in elements that form feldspar and quartz) lava during volcanic eruptions. They form in gas pockets in the lava. The pockets act as molds. Water percolates through the porous rock carrying silica in solution. The darker silica starts lining and filling the cavity. Then lighter colored silica forms an inner core. The various colors come from various minerals in the water and in the volcanic ash through which the water moved.



A thunderegg from Oregon on display at the Oregon State Capitol.

Thundereggs are rough spheres generally about the size of a baseball, but some can range from less than an inch to over three feet across. (The world's largest thunderegg is a 1.75 ton specimen housed by the Rice Northwest Museum of Rocks and Minerals in Oregon – wow!) They usually look like ordinary rocks on the outside. But some thundereggs have a distinct outward appearance that helps identify their locality. Also, slicing and polishing them often reveals intricate patterns and colours that are indicative of locality. Another characteristic of thundereggs is that (like other agates) the individual beds in which they're found can vary in appearance, indicating a specific locality.

But the term "thunderegg" is not synonymous with either "geode" or "agate". (A thunderegg is, however, one of the forms that agate can assume.) A geode is a term for a hollow, or partially hollow, vaguely circular rock that contains mineral masses and/or crystals. A geode is a secondary occurrence in which minerals, suspended in water, groundwater or hydrothermal fluids, are deposited into existing sedimentary and volcanic rocks. A thunderegg, on the other hand, is a first occurrence geological structure. A thunderegg may be called a geode if it has a hollow in it, but not all geodes are thundereggs because there are many different ways that hollows can form.



Thundereggs are found all over the world wherever the conditions are optimal for their formation. In the United States, Oregon is one of the most famous thunderegg locations (after all, they've got Thunder Spirits). The largest Oregon deposits are found in Crook, Jefferson, Malheur, Wasco and Wheeler counties. It's no wonder that the thunderegg was designated as Oregon's state rock by the Oregon Legislative Assembly on March 30, 1965! Thundereggs make attractive shelf or coffee-table specimens and paperweights. Some rockhounds enjoy identifying a thunderegg's original location based on its outward appearance and the minerals it contains.

Brad's Bench Tips

"Bench Tips for Jewelry Making" and "Broom Casting for Creative Jewelry" are available on Amazon www.BradSmithJewelry.com For those who enjoy these bench tips, I'm happy to announce a second volume is now available on Amazon. "More Bench Tips" includes 86 additional ways to save time, avoid frustration or improve quality at the bench. These new tips cover problems in fabrication, stone setting, casting, soldering and polishing.



LITTLE BALLS

I often use little balls of silver and gold as accent pieces on my designs. They can be made as needed from pieces of scrap. Cut the scrap into little pieces, put them on a solder pad and melt them with a torch. Then throw the balls into a small cup of pickle.




If you need to make all the balls the same size, you need the same amount of metal to melt each time. The best way to do that is to clip equal lengths of wire.

But there's an easier way to get a good supply of balls. Some casting grain comes in near perfect ball form. Just grab your tweezers and pick out the ones you need. When you need larger quantities of balls, pour the casting grain out onto a baking pan, tilt the pan a bit, and let all the round pieces roll to the bottom. Bag the good ones, and pour the rest back into your bag for casting. Balls can be sorted into different sizes using multiple screens.

SHEET & WIRE STORAGE

The more you work with jewelry, the more problems you have finding the piece of metal you need. My pieces of sheet were generally stored in various plastic bags, and the wire was in separate coils. Few were marked, so it often took me a while to locate that piece of 26 ga fine sheet I bought last year, especially since I usually take my supplies back and forth to classes.

A tip from a friend helped me organize everything. I bought an expanding file folder from the office supplies store (the kind that has 13 slots and a folding cover) and marked the tabs for each gauge of metal I use. Then I marked all my pieces of sheet with their gauge, put them in plastic bags, marked the gauge on the bag, and popped them into the folder. I usually store coils of wire loose in the folder, but they can also be bagged if you prefer. I use one tab for bezel wire and one for the odd, miscellaneous items.



The resulting folder is really convenient when I want to take my metal out to a class or workshop, and it's colorful enough for me to easily find in the clutter of the shop !

Remember when playing with rocks at the Senior Center was considered the best of times?



Graves Mountain Spring Rock Swap and Dig April 26-28, 2024 8:00 am-6:00 pm

One of the country's most unique rock and mineral collecting mines. Collecting Rutile, Kyanite, Lazulite, Iridescent Hematite, Pyrophyllite, Pyrite, Ilmenite, Fuchsite, Barite, Sulfur, variscite, woodhouseite, crandallite, strengite, phosphosiderite, cacoxenite, blue quartz, quartz crystals, etc.

All attendees must stop at the welcome table to sign a liability release and make a contribution/donation to help with the cost of providing porta johns and golf carts. The dig will end and everyone must be off the mountain by 6:00 p.m. each day. There will be an area in the parking lot for vendors to sell and trade minerals. Hot food and drinks will be available for purchase on the mountain all three days.

Please note that due to the nature of the mine, Graves Mountain has a strict Code of Conduct! Familiarize yourself before you go. Read here for more information:

<https://www.gaminerall.org/ft/commercial/ftgravesmain.html>

**ROCK SALE ! 4/20/24 to 5/5/24**

I have many more items,,,,, too many to send pictures. Rocks for faceting, cabs, + much more! 205-903-7962

Sandra Sullivan 4213 US Hwy 11 Springville, AL. 35146

Please call before coming to see me / email / text me

doodle35146SS@yahoo.com



Cabinet Specimens and Raw Opal in Jar, plus more.



Fossils galore, Obsidian, Paint Rock Agate, plus more



Shells items, Agate, Slabs, Various Rocks

Upcoming SFMS Shows and Events

April 12-14 RALEIGH, NC: Annual show; Tar Heel Gem & Mineral Club; NC State Fairgrounds, 4285 Trinity Rd. Raleigh, NC; Fri. 3-7, Sat. 10-6, Sun. 10-5; \$5.00 for a family of 4, \$3.00 for an individual, Free for children under 5. Parking is free at the Kerr Scott Building. Contact Cyndy Hummel, (919) 779-6220; Email: mchummel@mindspring.com; Website: tarheelclub.org

April 27-28 MEMPHIS, TN: Memphis Archaeological and Geological Society, Memphis Agricenter 7777 Walnut Grove Road, Memphis, TN. April 27-28, 2024; Saturday 9AM—6PM, Sunday 10AM—5PM. Admission \$6 or 2-day pass for \$10, under 12- \$2, Scouts in uniform - Free. www.theearthwideopen.wixsite.com, email info@theearthwideopen.com. 901-490-3575 |

May 4-5 HIXSON, TN: Tennessee Valley Rock & Mineral Society, Pavilion, Chester Frost Park, Hixson, Hamilton County, TN. Saturday & Sunday 10AM—4PM. Free, Games, Contests, Live Demos & Exhibits. Info: TVRMS.info@gmail.com

May 10-12 MARIETTA, GA: The Georgia Mineral Society's 55th Annual Mother's Day Weekend Gem, Mineral, Jewelry, and Fossil Show, Location: Cobb Civic Center, 548 South Marietta Pkwy, SE, Marietta, GA 30060, Show Hours: Friday, 10 a.m. – 6 p.m.; Saturday, 10 a.m. – 6 p.m.; Sunday, noon – 5 p.m. FREE Admission! FREE Parking! Over 30 Dealers! Door Prizes! GMS Annual Show (gaminerall.org)

May 18-19, 2024 BILOXI, MS: Harrison County Gem & Mineral Society 42nd Annual Gem, Mineral and Jewelry Show, Location: JOPPA Shrine Temple, 13280 Shriners Blvd, Biloxi, MS. Saturday, 9 a.m. - 5 p.m. and Sunday, 9 a.m. - 4 p.m. Admission: Adults \$6, children (10 and under) free with adult. Jewelry, live demos, exhibits, kid's corner, and door prizes hourly, Facebook: facebook.com/gulfportgems, Website: www.gulfportgems.org



There are several projects pending that will need a crew of workers for each. This should be shared among some members who love the Club but don't get to regularly participate in more than attending monthly meetings. If you would like to sign up for some of these tasks, let Bill Friday know.



I'd like to set up the Winchester storage unit first, with a suggested date of Saturday, April 20, 9:00am till ?, probably two hours. Our storage unit was unloaded by two of us last October, so there is no order to where stuff was placed, and no aisle left for getting into the room. A crew will be needed to pull everything out into the parking lot and then reloaded orderly into the barn. I suggest we do this before hot weather arrives (it almost already is here).

I'd like to tackle the Museum next, suggested date of Saturday May 20. The HGMS Museum display cases look a lot better in their Unclaimed location than they currently do in our museum. They were bargain priced, and will look great once we do some maintenance, put the risers under them, and wire up the lights. All need some touchup, mostly replacing a few missing screws. The wires that connect them all together will need some interpretation and maybe some new plugs. The risers will be constructed from a set of 2"x12"x14' lumber that was donated to us for just this purpose. They will be constructed into long benches and the cases set on top. There will be two rows of three each running the long way down the room. Each has a pair of locking drawers and locking sliding glass access on the back, so an aisle will be left between the rows so they can be loaded from the back. Then all the glass shelves need to be hung, on brackets which we don't yet have. And finally at a much slower pace the minerals and fossils currently crowded on our other display shelving will be divided and half put in the new cases.

This is an ongoing problem. Since we got the new oil reclamation centrifuge, my Tuesdays have included cleaning the oil in the four 14" saws. The 24" saw was to get cleaned once a month, but I missed a while back and the mud got too thick for the cleaner. Anthony had to clean the oil the old fashioned way, with stacked buckets and a brown paper bag as the filter. That saw is ready for another cleaning now. Lately the pace of patrons in the lab, including several new students who need certification training, plus several nagging maintenance tasks with saws and arbors, have made it difficult to get the 14" saws cleaned regularly - about a 45 minute job. The big saw takes about 3 hours for cleaning, once a month. I need help to get all of this done, either on Tuesday where I can be of some help, or some other day when I can't be there.

Huntsville Gem and Mineral Society Members.

Fossil Field Trip May 11th, 2024, Saturday, to collect late Mississippian Fossils.

Field Trip limited to 15 people. I am excited to announce an HGMS Fossil Field Trip to the Lacon Quarry, an active quarry, where you can find crinoids, blastoids, corals, brachiopods, bryozoans, gastropods, trilobites, and shark teeth. Please keep in mind that this site is an Active Quarry and can be physically demanding as we will be exploring discarded piles of rock, shale and boulders. Also, we must move in and out of the site/quarry together as a group following a lead car, so be prepared to stay until we leave as a group, probably around 1-2pm. APS will be joining us too.

Quarry and Site protocol will be discussed at the meeting spot. No children younger than 10 and must stay with parent at all times. Children will stay on the quarry road only along the piles, and not allowed "on" the discarded piles of rock, shale and boulders.

Meeting Spot: The Chevron station on US Hwy 31 just off I 65, Exit 318, Lacon/Vinemont exit.

Lat/Long to meeting place is 34.3126623, -86.9003167. Just paste into Google Maps.

Time to Depart Meeting Site: 9am

What to Bring: water, snacks/lunch, hats, gloves, eye protection, rock hammer and chisel, newspaper, aluminum foil, baggies, box, and/or bucket.

RSVP to Richard Keyes 256-559-8241 hsvgems@gmail.com to join the field trip,

The weather may force a cancellation or rescheduling so we will give updates as the dates draw closer.

April Birthdays

- | | |
|----------------------|---------------------|
| 1 Terry Rivera | 20 Roger McCutcheon |
| 4 Anne Deikman | 20 Emma Schreiner |
| 4 Natalie Young | 20 Jeff Sowards |
| 11 Tala Calderon | 21 Jeanne Carr |
| 11 Barbara Gettys | 21 Wendee Green |
| 11 Leslie Malakowsky | 22 Susan March |
| 15 Carolyn Johnson | 23 Bill Friday |
| 17 Kathleen Shelton | 26 Brianna Robinson |
| 19 Thelia DeMoor | 27 Don Aldridge |
| 19 Bill Lokken | 27 Junie Miller |
| 20 Jan Edmunds | 28 Bailey Shelton |
| 20 Pam Barnard | 30 Lincoln Sowards |

Anniversaries

- 9 Amber Smith
- 11 Nicole & Jeremiah Arsenault
- 25 Jennifer & Aaron Stanfield



April
Diamond

May Birthdays

- | | | |
|--------------------|------------------------|----------------------|
| 2 Veronica Dunn | 8 Kenton Green | 20 Mia Gonzales-Sisk |
| 3 Berette Smith | 8 Scott Price | 21 Maxine McCord |
| 4 Louise Fletcher | 8 Rob Rees Springfield | 22 Mira Barks |
| 4 Bella Hollifield | 9 Landon Rakestraw | 22 Mike Chivers |
| 4 Kylie Smith | 11 Heidi Penney | 25 Maureen Priddy |
| 5 Myra Soroczak | 12 Kyle Shaffer | 25 Karen McCallie |
| 6 Eden Arsenault | 15 Galvin Greene | 26 Erica Hoggle |
| 6 Lucas Conrad | 15 Larry Layne | 27 Chris Kalange |
| 6 Phil Lester | 16 Mike Curran | 30 Shanda Smith |
| 7 Kyler Dunn | 18 Titus Colby | 31 Jack Miller |
| 7 John Wild | 18 Vic Lundy | 31 Raymond Tanner |
| 7 Debbie Wright | 19 Laurence Baudry | |

Anniversaries

- | | |
|------------------------------|-----------------------------|
| 1 Deborah & John Wright | 20 Paul & Thelia DeMoor |
| 3 Anthony & Berette Zwilling | 22 Mira Barks |
| 6 John & Julie McCullough | 24 Ernest & Gail Seemann |
| 7 Amber & John McCord | 25 Scott Price |
| 9 John & Judi Wild | 25 Shanda & Jeremy Smitt |
| 17 Gerdy & Dave Wyatt | 28 Mike & Lisa Roberts |
| 18 Mike & Anne Wesley | 29 Heather Burruss |
| 19 Doug & Pam Rickman | 29 Dianna & David O'Dell |
| | 31 Stacey & Matthew Tieszen |



May
Emerald

The Huntsville Gem & Mineral Education, 7901 Bailey Cove Rd. SE, Huntsville AL 35802
Metal Smithing/Silver Instructors: Shelley Curran, Kathy Bowman, Jan Edmunds
Lapidary: Bill Friday, James Yack, Anthony Zwilling, Les Bartel
Rocket City Jewelers: Judy Osmundson, Theresa Chivers, Leslie Malakowsky
Pebble Pups: Dee Dee Morton, Mike Harrison, Angela Mendoza, Bill Friday, Theresa Chivers

Monday Metal Smithing/Silver 5:00pm - 9:00pm
Lapidary 1st Monday each month 9:45am-2:00pm
Lapidary 6:00pm - 9:00pm

Tuesday Lapidary 9:00am - 2:00pm
HGMS Meetings 6:00pm - 8:30pm 4th Tuesdays

Wednesday Lapidary 6:00pm - 9:00pm
Rocket City Jewelers 1st & 3rd Weeks - 6:00pm - 9:00pm
Rocket City Jewelers 2nd, 4th, 5th Weeks - 2:00pm - 5:00pm

Thursday Metal Smithing/Silver 5:00pm - 9:00pm
Pebble Pups 6:30pm 4th Thursdays

Friday Lapidary 6:00pm - 9:00pm

Saturday Metal Smithing 9:00am - 3:00pm irregular 1st Saturday of the Month



2024 HUNTSVILLE GEM & MINERAL SOCIETY EXECUTIVE BOARDPresident— Mike Harrison - campcraft.mike@gmail.comVice President - Shelley Curran - curranshelley1@gmail.comSecretary: James Yack - jamesgyack@gmail.comTreasurer: Clara Goode - claragoode1@comcast.netEditor: Bill Friday - 256-527-8227 - bill.friday@earthlink.netPast President: Anthony Zwilling - afzwillig@gmail.com**Directors:**Gene Powers - genepowersgddm@gmail.comLes Bartel - lester.bartel@gmail.comTheresa Chivers - rocketcityjewelers@gmail.comDoug Blakeslee - blakes_da@yahoo.com**2024 COMMITTEE CHAIRS****Property:** Bill Fridaybill.friday@earthlink.net**Program Chair—**Shelley Currancurranshelley1@gmail.com**Webpage:** Leslie Malakowsky,lmalakowsky@gmail.com**Auction Chair:** Shelley Currancurranshelley1@gmail.com**Membership:** Theresa Chiversrocketcityjewelers@gmail.com**Field Trips:** Bill Fridaybill.friday@earthlink.net**Hospitality:** Mike Harrisoncampcraft.mike@gmail.com**Pebble Pups:** Dee Dee Mortondeemorton@hotmail.com**Show Chair:** Tony Smith, 256-603-3095.TimsFord08@comcast.net**Show Vendor Chair:** Lowell Zoller, 256-534-8803Lzol@comcast.net**Assistant Vendor Chair:** Jan Edmundsedmundsjan@gmail.com**Show Publicity Chair -** Tony Smithtsmith@erc-incorporated.com**Show Treasurer:** Clara Goode, 256-883-9194claragoode1@comcast.net**Mineral ID:** Lowell ZollerLzol@comcast.net**Facility Administrator:** Bill Fridaybill.friday@earthlink.net**Publicity:** Open

PURPOSE OF THE SOCIETY: The Huntsville Gem & Mineral Society is a non-profit educational organization for people interested in mineralogy, geology, paleontology, and related lapidary arts. Its primary purpose is the education and enjoyment of the members and the general public in these areas. This purpose is accomplished through programs and activities, shows, lectures to school children and organizations, and exchange of rocks, minerals, artifacts, and newsletters.

DUES: Annual dues are \$20.00 per person, \$25.00 per family, and are due on January 1st of each year

Membership Applications may be found at our webpage www.Huntsvillegms.org or at the HGMS Education Center during a meeting or at one of our activity periods: 7901 Bailey Cove Rd SE, Huntsville, AL 35802

Meetings: 4th Tuesday of the month except for March Auction, June picnic, Christmas Dinner and major holidays.

The Society is affiliated with the American Federation of Mineralogical Societies , the Southeast Federation of Mineralogical Societies, and the Dixie Mineral Council

Federation Newsletters: DMC: <http://www.amfed.org/sfms/dmc/dmc.htm>

SFMS: <https://www.southeastfed.org/newsletter> - new, under construction

AFMS: www.amfed.org/news/default.htm

2024 CALENDAR

- 23 Apr '24 - Regular HGMS Meeting, Huntsville Gem & Mineral Education Center
7901 Bailey Cove Rd SE, Huntsville, AL 6:00pm
- 28 May '24 - Regular HGMS Meeting, Huntsville Gem & Mineral Education Center
7901 Bailey Cove Rd SE, Huntsville, AL 6:00pm
- 22 Jun '24 - Annual HGMS Picnic - Monte Sano State Park
Monte Sano State Park, Huntsville
- 25 June '24 - Regular HGMS Meeting, Huntsville Gem & Mineral Education Center
7901 Bailey Cove Rd SE, Huntsville, AL 6:00pm
- 23 July '24 - Regular HGMS Meeting, Huntsville Gem & Mineral Education Center
7901 Bailey Cove Rd SE, Huntsville, AL 6:00pm
- 27 Aug '24 - Regular HGMS Meeting, Huntsville Gem & Mineral Education Center
7901 Bailey Cove Rd SE, Huntsville, AL 6:00pm
- 24 Sep '24 - Regular HGMS Meeting, Huntsville Gem & Mineral Education Center
7901 Bailey Cove Rd SE, Huntsville, AL 6:00pm
- 11-13 Oct '24 - Annual Fall Gem Jewelry and Mineral Show
Jaycees Building 2180 Airport Rd, Huntsville AL
- 22 Oct '24 - Regular HGMS Meeting, Huntsville Gem & Mineral Education Center
7901 Bailey Cove Rd SE, Huntsville, AL 6:00pm
- 26 Nov '24 - Regular HGMS Meeting, Huntsville Gem & Mineral Education Center
7901 Bailey Cove Rd SE, Huntsville, AL 6:00pm
- 10 Dec '24 - Christmas Dinner Meeting - Details as available

Deadline for Next Newsletter
May 19, 2024

Dated material
Do not delay

April 2024

Rocket City Rocks & Gems
Bill Friday, Editor
2508 Excalibur Dr.
Huntsville, AL 35803