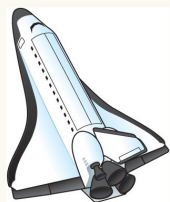


# ROCKET CITY ROCKS & GEMS



*The Monthly News Bulletin of the Huntsville Gem & Mineral Society, Huntsville, Alabama*

Volume 55 No. 11

*"We'll go to the Moon for a Rock"*

November 2023

## INSIDE THIS ISSUE

New location, schedule .....	2
Board & Officer Elections.....	2
Art School Scholarships .....	2
Dues Reminder - Due Now .....	2
Rocket City Jewelers .....	3
Metalsmithing Corner .....	4
Pebble Pups .....	5
Christmas Dinner .....	5
Mineral of the Month .....	6
DMC Field Trip .....	7
.Brad's Bench Tips .....	8
Road Trip Report .....	9
Nov/Dec Birthdays .....	10
Activity Schedule.....	10
Executive Board & Committees.....	11
Calendar.....	12

**New Location - Huntsville Senior Center - Studio 60  
2200 Drake Ave, just west of the Parkway  
For Most Activities - See Schedule on Pg 9  
Duration Unknown - possibly till February**

**Board Elections and Art School Scholarship Drawing  
HGMS Oct 24th Meeting, 6:00 gather, 6:30 business  
Senior Center Merrimack Room  
Fluorescence & Phosphorescence**

**You have seen them at our Fall Show  
All will be explained**



**Web Page - [www.huntsvillegms.org/](http://www.huntsvillegms.org/) email - [hsvgems@gmail.com](mailto:hsvgems@gmail.com)**



Huntsville Gem & Mineral Society (HGMS) 2023. Reprinting Rights are granted for all material (except for minutes of the meeting and copyrighted articles) to any organization officially affiliated with the American Federation of Mineralogical Societies (AFMS) or Southeastern Federation of Mineralogical Societies (SFMS), provided credit is given to the author, the original publication, and this newsletter.

## **The Education Center is Closed for the Foreseeable Future - Maybe February**

After the City finally started upgrading the Electrical Power System for the Sandra Moon Complex during the week after the Fall Show, which had been delayed since June, a critical component was found faulty. A replacement was ordered with an undetermined delivery date. This has left our Education Center without power. The building had to be locked, with access only for the various activities to get in with flashlights to retrieve items needed for upcoming programs.

The Senior Center (Studio 60) has graciously allowed us to move activities back to use their rooms at night. The November meeting will be held on Nov 28, regular time. Metal Smithing will follow a schedule posted below on Page 10. Rocket City Jewelers will alternately meet at night at the Senior Center and daytimes at the new South Library in the Sandra Moon complex - see their schedule below on Page 10. Pebble Pups will meet in the Senior Center Cafeteria on Nov 30, regular times. Lapidary will not be available until the Ed Ctr is re-opened. The City and the HGMS Board apologize - we are doing the best we can to restore normalcy.

## **Officer and Board Elections will be held at this November meeting.**

Nominations will be accepted from the floor during the meeting, **and will be accepted by email, letter, phone, or word of mouth to a current officer ahead of the meeting.** President is elected for one term, with a maximum of 2 terms. The others are all elected for one term but may be re-elected without limit on terms.

Nominees so far are:

President - Mike Harrison, Bill Friday

Board - Les Bartel

Vice President - Shelley Curran

Board - Doug Blakeslee

Secretary - Open for nominations

Board - Theresa Chivers

Treasurer - Clara Goode (for her last term)

Board - Gene Powers

Anthony Zwilling will automatically be the Ex Officio as Past President

Newsletter Editor - Bill Friday

## **Lapidary Art School Scholarship Drawing at the November Meeting.**

The HGMS will be awarding two \$300 Scholarships for the winner's choice of William Holland or Wildacres Art Schools. Two alternates will also be drawn. No previous winner is eligible. To receive the HGMS check the winner must first apply to and be accepted by the school for the class of choice. Requests must be received email-only by Shelley Curran [curranshelley1@gmail.com](mailto:curranshelley1@gmail.com) by Nov 21. William Holland will open for applications at 10:00 on Dec 4. Classes will fill up fast. Interested members are encouraged to apply ahead to establish an account - no upfront money or class selection required for this. 2024 Class Schedules not yet published

William Holland <https://lapidaryschoolregistration.org/> (706) 379-2126

Wildacres - <https://wildacres.org/> - [amywilloughbyburle@gmail.com](mailto:amywilloughbyburle@gmail.com) Minimum age 21

The Southeast Federation sponsors selected weeks for special classes and rated, plus additional scholarship opportunities

## **Reminder — Membership Dues became due starting at the Show, and the cutoff will be Dec 31.**

This change is put in place to make it easier and less costly for us to maintain our association with the Southeast Federation of Mineralogical Societies, which among other benefits is how we get to attend Dixie Mineral Council Field Trips and our Insurance Coverage. Those fees are based on membership as of Dec 31, so members who haven't paid by Dec. 31 will not have insurance coverage for HGMS events.

Thanks Theresa Chivers [rocketcityjewelers@gmail.com](mailto:rocketcityjewelers@gmail.com)



## Rocket City Jewelers (RCJ) News

November 2023

Hello jewelry makers! RCJ is open to all HGMS members 16 and older. All skill levels are welcome! **Please note schedule/location changes while the power is off at the Ed Ctr for the electrical upgrade.** Please note that the Twisted Metal Earrings class previously scheduled for November 1<sup>st</sup> and 8<sup>th</sup> will be rescheduled when we return to the Ed Ctr and can access our tools.

**We've started taking signups for 1<sup>st</sup> Quarter 2024 classes.** See schedule below. To sign up for a class, please email Theresa a month before class at: [rocketcityjewelers@gmail.com](mailto:rocketcityjewelers@gmail.com). Include your name, contact info, and the class(es) you want.

The **Christmas Party** will be at **5:30 on Dec 13th** at La Alameda Mexican Restaurant, 311 Jordan Lane NW, across from Burger King. Please email Theresa at [rocketcityjewelers@gmail.com](mailto:rocketcityjewelers@gmail.com) ASAP if you plan to attend. Please bring a \$15 exchange gift.



### Remaining 4<sup>th</sup> Quarter 2023 Classes:

**Note:** Classes at the South H'ville Library (next to the HGMS Ed Cntr) will be held in the Common Area. Please arrive early to help set up tables and chairs. Classes at the H'ville Senior Center (2200 Drake Avenue SW) will be held in the Paint Room.

**Nov 29: 1:30 – 7:30p** (South H'ville Library): **Enchantress Earrings, Christmas Tree Earrings, and any chainmaille make up.** Make a pair of earrings in the Enchantress chainmaille weave. Bring your own beads, if desired. You can also make them without beads. Bring flat nose pliers (2 pairs), round nose pliers, and cutters.

**Dec 6: 6:30 – 9:30p** (H'ville Senior Center): **Make up/finish any wire or chainmaille class.**

**Dec 20 and 27: No classes.** Happy Holidays!

### 1<sup>st</sup> Quarter 2024 Classes:



**Jan 3 and 17: 6 – 9p** (H'ville Senior Center): **GSG Chainmaille Bracelet** class and makeup. Make a bracelet in the GSG (Great Southern Gathering) chainmaille weave using copper rings.

**Jan 10 and 24: 2 – 5p** (South H'ville Library): **GSG Chainmaille Bracelet** class and makeup.

**Feb 7 and 21: 6 – 9p** (H'ville Senior Center): **Woven Wrapped Crystal** class and makeup. Make a wire woven bezel using copper wire for a purple tone crystal.

**Feb 14 and 28: 2 – 5p** (South H'ville Library): **Woven Wrapped Crystal** class and makeup.

**Mar 6 and 20: 6 – 9p** (H'ville Senior Center): **Ginko Bead Bracelet** and makeup. Weave a bracelet of blue "gingko" beads and small silver beads.

**Mar 13 and 27: 2 – 5p** (South H'ville Library): **Ginko Bead Bracelet** and makeup.





## November 2023 Newsletter Article

Metal Smithing/Silver Group by Kathy Bowman & Shelley Curran

Metals will be meeting in the Paint Room at the Senior Center on Drake Avenue until power is restored at the Ed Center. We will not have access to most of our tools so we will be concentrating on projects that can be completed with minimal hand tools and no soldering.

We will meet on Thursday nights from 5pm-9pm on November 30, December 7, and December 14. Based on attendance on these dates, we will decide whether to schedule additional classes in January or suspend them until power is restored and we are back in our studio. Each class we have at the Senior Center costs HGMS \$35/per hour so a 4 hour class costs \$140. Running the HVAC system additional hours costs the Senior Center money that is not in the budget, so they are charging this additional expense to us. If you want us to continue to meet, please show your support and sign up for one of these classes.

### Class Cancellations:

The Bracelet class (part 2) scheduled for November is suspended until we are back in our studio. Please confirm your silver order with Shelley so you will be ready for class when it is rescheduled.

The November 27 Certification Class has been cancelled. We will reschedule as soon as Power is restored, and we can resume classes at the Ed Center.

*The following classes are open all HGMS members. Since there is no "fire" involved, you do not have to be Certified to sign up for this class.*

### **November 30 – Viking Knit (Class fee \$5)**

We will be learning the basics of weaving a chain from wire using the ancient technique called Viking Knit. You can make anything from a substantial double layered bracelet to a fine chain depending on the size of the wire and the mandrel you weave on. This is a techniques class, but you should have enough woven to make a bracelet at the end of the class. We will show you various ways to finish the bracelet or if you want to continue weaving until you have enough for a longer chain, we will cover how to finish that. You can take your topper and mandrel home to use again.

### **December 7 – Color Pencil on Copper (\$8.00)**

### **December 14 – Color Pencil on Copper-Part 2 (\$8.00 if this is the first class)**

Learn the secrets of how to add color to your jewelry with color pencils. We will be using Prismacolor Premier pencils in this class, so if you have a set—bring it to class. We will learn how to prepare the metal to accept the pencil and how to seal it.

We will have some precut oval and round shapes, but you can cut different shapes from 22 gauge copper sheet with a saw or shears from the shape template book if you want. You can work on several pieces at a time since there is some time spent waiting for the fixative applied between layers of pencil to dry.

If you have your own tools- bring them with you. We will only have the selected tools that we think we will need for the project instead of bringing the whole student kits. We have no place there to store anything at the Senior Center so everything must be taken home after every class.

In Part 2 We will cover making an actual piece of jewelry with the pieces you made using cold connections. If you want to make more pieces during this time you can do that if you have your own metal shapes or purchase additional copper. *If you cannot come on the 7<sup>th</sup> for Part 1, you may come to Part 2 and we will get you started with the basics.*

Send email to [HGMS@wildivystudio.com](mailto:HGMS@wildivystudio.com) to sign up for any of the above classes. We especially need advance notice for the Color Pencil Class so we know how many kits to prepare.

**Facebook Users:** The Metalsmithing class has our own page in Facebook groups. You can see info on classes, examples of project classes and other general information. Members of the group can post their finished class projects. Our class page is HGMS Metalsmithing Group. The link: <https://www.facebook.com/groups/438777169648170>

### **Volunteer Positions \***

Class Instructors:

Kathy Bowman

Tools/Equipment Inventory

Shelley Curran

Store Manager

Annie Diekmann

Kit Manager

**Opening**

Webpage & Social Media Management

Shelley Curran

Kathy Bowman




**\*Note: We are all volunteers, so the schedule is subject to change.**



## Pebble Pups - Thursday November 30, 6:30 - at the Senior Center

Hello Pups!

Happy November. Fall is finally here! Well, we tried the new format and it was nice to have plenty of space and more than one subject. We will do it again with a twist. But the important thing is we will have three awesome subjects!



We will have three stations with three topics. We will divide up into three groups and spend about 20 minutes at each station.

One station will be making a tree ornament from a quartz crystal. We will be learning wire wrapping techniques! And you will keep yours for your tree.



Lapidary Arts



Fossils

Another station will be doing "Make Your Own" fossil impressions. So we will learn how molds and casts of body parts are formed!

The other station will discuss Selenite and Barite rosette-shaped crystals; what they are made of, how they are formed, and you will take one home for your collection!



Rocks & Minerals

That is what we do in Pebble Pups. We learn by doing and studying and we build our own collection!

We hope to see you on October 26<sup>th</sup> at 6:30 at the Sandra Moon complex in the big room of the old field house! And it just won't be as much fun without you there, so be there!

We had the best Display Case at the Fall Gem Jewelry and Mineral Show. See our Exhibit below.

Your Pebble Pups Leadership Team"  
Mike, Dee, Angela, Theresa, and Bill

## Christmas Dinner Meeting

Our Christmas Dinner will be held again at Carrabba's in Parkway City. Come to the second deck, and when you start back toward the stores, Carrabba's will be right in front of you. Meals will be individually ordered from the menu. Reservation has been made for up to 50 attendees. You may bring a gift for exchange. Details later.

RSVP is requested - reply to Bill Friday



MyWorldReviews.com

## Mineral of the Month – Petalite

By Leslie Malakowsky

My Aunt was a wonderful cook. Sunday dinner was like Thanksgiving dinner. She loved to use her family's CorningWare to cook and serve her feasts. Read on to see how this month's mineral is related to this ever popular kitchenware.

Petalite is a lithium aluminum phyllosilicate mineral with the formula  $\text{LiAlSi}_4\text{O}_{10}$ . (Phyllosilicates, or *sheet* silicates, are minerals that form parallel sheets of silicate tetrahedra with a ratio of 5 silicon atoms for every 2 oxygen atoms,  $\text{Si}_2\text{O}_5$ .) This mineral commonly occurs as semi-transparent colorless, white, pink, gray, yellow, or yellow-gray crystals (especially leaf-shape crystals) or in massive form like quartz. Color variations are due to the presence of Mg, Fe, Na, Ca, and K impurities. Petalite has a Mohs hardness of 6 (equivalent to feldspar) to 6.5 (approaching quartz) and a vitreous (glassy) luster.



CorningWare's first successful pattern, "Blue Cornflower"

The name petalite is from the Greek word *petalon*, meaning "leaf", alluding to its perfect basal cleavage (petalite has 2 cleavage planes but only one with perfect cleavage). Petalite was first discovered in 1800 on Üto Island, Sweden by Brazilian naturalist Jose Bonaficio. This mineral occurs in lithium-rich pegmatites (coarse-grained igneous rocks composed of large interlocking crystals). If a dense hydrous borosilicate (silica and boron trioxide) fluid is present as the pegmatite forms, petalite converts to another mineral called spodumene. Both petalite and spodumene are important sources of lithium for the production of glass, particularly CorningWare.



Petalite "leaf", Myanmar

In the 1950's, a scientist at the Corning Research and Development Division accidentally discovered *Pyroceram*, the original white glass ceramic that later became CorningWare. CorningWare is resistant to thermal shock - it can go from freezer or refrigerator to stove top to oven without breaking. (Fun fact: Pyroceram was also considered as a material for making rocket nosecones.) Petalite (and the related spodumene) are still used to make CorningWare. Economically important deposits of petalite are in Canada, Western Australia, Brazil, Namibia, and Zimbabwe. Petalite is also used to make jewelry. For example, crystals are wire wrapped for pendants and faceted as gemstones. And massive petalite is made into cabochons, tumbled stones, and decorative objects. References: [wikipedia.org](http://wikipedia.org), [mindat.org](http://mindat.org)





## Brad's Bench Tips

"Bench Tips for Jewelry Making" and "Broom Casting for Creative Jewelry" are available on Amazon [www.BradSmithJewelry.com](http://www.BradSmithJewelry.com) For those who enjoy these bench tips, I'm happy to announce a second volume is now available on Amazon. "More Bench Tips" includes 86 additional ways to save time, avoid frustration or improve quality at the bench. These new tips cover problems in fabrication, stone setting, casting, soldering and polishing.




See Other Tips in my **Smart Solutions for Jewelry Making Problems**  
<http://amazon.com/dp/B0BQ8YVLTJ>

## RAISING A CABOCHON

When a cabochon sits too low in a bezel, the bezel hides a lot of the stone. The solution is to either sand down the bezel height or boost up the stone. But if you choose to raise it up, the question is what is the best material to use ?

I was taught to use fine sawdust but now think that might be a problem when used in rings. I reason that rings will frequently get wet, which would cause the sawdust to swell in size and push the stone against the bezel. Then when the sawdust dries out, the stone would be a little loose.



In any case, I now prefer to insert a flat sheet to boost up my stones. It can be a scrap of metal or some plastic from product packaging or old credit cards. In either case, just cut a piece to loosely fit into the bezel and drop in the stone (with some dental floss) to check it's height.

## TRANSPARENT CABS

When bezel setting a transparent cabochon in silver, I usually cut out the back of the bezel to allow background light to show off the colors and patterns in the stone. If this is not possible or appropriate, I worry that the silver bezel will tarnish under the stone and will ruin its brilliance. What to do?

My solution is one extra step before setting the stone. I place a piece of thin silver Mylar plastic under the stone to act as a mirror that will never tarnish. Mylar is readily available in craft and gift wrap stores, or in a pinch from a party balloon supplier. You may even want to experiment with using colored or patterned Mylar (i.e. diffraction pattern) under some stones.





# First Geology Road Trip Report

We had fifteen to sign up, a bus load, and thirteen to show up, which was a literal bus load. And there is a waiting list with fourteen more names, so there will be a repeat, when Lowell and I can set a date, and it will be on a Saturday this time. We made it to most of the planned stops, missing Candlestand and we couldn't get into any of the three area rock quarries. Now that we have Candlestand pinned down on the map and this being on a Saturday we should be able to find an open quarry, the trip will be a bit longer. Lowell kept up a running commentary as the crew rode up Cecil Ashburn Dr, viewing the freshly cut limestone cross section.

Travelers were able to collect samples of the various geologic layers from the lowest Chattanooga Shale to the Pottsville Sandstone at the top of Monte Sano. The highlight of the trip was the Honeycomb Natural Bridge near Guntersville Lake.

The two-day Road Trip is still in the planning stage and will most likely be in January.



Three Caves Quarry



Flint River Chattanooga Shale



Pinhook Creek Ft. Payne Chert



Burritt Museum Coal Mine



Erosion on Cecil Ashburn Dr.



Honeycomb Natural Bridge



## November Birthdays

- |                    |                           |
|--------------------|---------------------------|
| 2 Daniel Hessler   | 32 Max Mullen             |
| 3 Nanette Schwartz | 24 Frank Curran           |
| 4 Jessie Pelletier | 27 Betty Olson            |
| 6 Sherrie Bonin    | 27 Sheila Cape            |
| 7 Hannah Readus    | 30 Mary Jean Brost Travis |



## Anniversaries

November  
Topaz

- 10 Woody & Lea Chamberlain
- 12 Bob & Ruth Kemper
- 22 Bill & Maureen Lokken
- 26 Jerry & Judy Osmundson

## December Birthdays

- |                    |                     |
|--------------------|---------------------|
| 1 Riley Laurendine | 6 Rebecca Snodgrass |
| 1 Tammy McGuire    | 10 Ronald Woosley   |
| 1 Judy Osmundson   | 12 Kathy Bowman     |
| 1 James Yack       | 13 Randy Kent       |
| 4 Florence Mims    | 14 Shelley Curran   |
| 4 Elijah Brown     | 19 Karen Allen      |
| 5 Bonnie Mullen    | 22 Jersey Sitko     |
| 6 Lynn Peete       | 23 David Wyatt      |
| 6 Becky Rollston   | 26 Bob Kemper       |
| 6 Kim Rost         | 31 Nicole Arsenault |



## Anniversaries

December  
Zircon

**Huntsville Senior Center, Studio 60, 2200 Drake Ave, Hsv AL**  
**South Library 7901 Bailey Cove Rd. SE, Huntsville AL 35802**

**Metal Smithing/Silver Instructors:** Shelley Curran, Kathy Bowman, Jan Edmunds  
**Lapidary:** Bill Friday, James Yack, Anthony Zwilling, Les Bartel  
**Rocket City Jewelers:** Judy Osmundson, Theresa Chivers, Leslie Malakowsky  
**Pebble Pups:** Dee Dee Morton, Mike Harrison, Angela Mendoza, Bill Friday

- |                  |   |                                     |
|------------------|---|-------------------------------------|
| <b>Tuesday</b>   | <b>HGMS Meetings</b>  | <b>6:00pm - 8:30pm 4th Tuesdays</b> |
|                  | <b>Huntsville Senior Center Merrimack Room</b>                |                                     |
| <b>Wednesday</b> | <b>Rocket City Jewelers 1st &amp; 3rd Weeks</b>               | <b>- 6:00pm - 9:00pm</b>            |
|                  | <b>Huntsville Senior Center Painting Room</b>                 |                                     |
|                  | <b>Rocket City Jewelers 2nd, 4th, 5th Weeks</b>               | <b>- 2:00pm - 5:00pm</b>            |
|                  | <b>South Huntsville Library, Sandra Moon 7901 Bailey Cove</b> |                                     |
| <b>Thursday</b>  | <b>Metal Smithing/Silver</b>                                  | <b>5:00pm - 9:00pm</b>              |
|                  | <b>Huntsville Senior Center Painting Room</b>                 |                                     |
|                  | <b>Pebble Pups</b>  | <b>6:30pm 4th Thursdays</b>         |
|                  | <b>Huntsville Senior Center Cafeteria</b>                     |                                     |



HGMS Ed Ctr & Library



Huntsville Senior Ctr

## 2023 HUNTSVILLE GEM &amp; MINERAL SOCIETY EXECUTIVE BOARD

President– Anthony Zwilling - [afzwillig@gmail.com](mailto:afzwillig@gmail.com)

Vice President - Bill Friday - [bill.Friday@earthlink.net](mailto:bill.Friday@earthlink.net)

Recording Secretary: James Yack - [jamesgyack@gmail.com](mailto:jamesgyack@gmail.com)

Treasurer: Clara Goode, 256-883-9194 - [claragoode1@comcast.net](mailto:claragoode1@comcast.net)

Newsletter Editor: Bill Friday - 256-527-8227 - [bill.friday@earthlink.net](mailto:bill.friday@earthlink.net)

Past President: Mike Harrison - [campcraft.mike@gmail.com](mailto:campcraft.mike@gmail.com)

## Directors:

Gene Powers - [genepowersgddm@gmail.com](mailto:genepowersgddm@gmail.com)

Les Bartel - [lester.bartel@gmail.com](mailto:lester.bartel@gmail.com)

Shelley Curran - [curranshelley1@gmail.com](mailto:curranshelley1@gmail.com)

Theresa Chivers - [rocketcityjewelers@gmail.com](mailto:rocketcityjewelers@gmail.com)

## 2023 COMMITTEE CHAIRS

Property: Michael Cape

[macape@knology.net](mailto:macape@knology.net)

Program Chair—Bill Friday

[bill.friday@earthlink.net](mailto:bill.friday@earthlink.net)

Webpage: Leslie Malakowsky,

[lmalakowsky@gmail.com](mailto:lmalakowsky@gmail.com)

Auction Chair: Shelley Curran

[curranshelley1@gmail.com](mailto:curranshelley1@gmail.com)

Membership: Theresa Chivers

[rocketcityjewelers@gmail.com](mailto:rocketcityjewelers@gmail.com)

Field Trips: Bill Friday

[bill.friday@earthlink.net](mailto:bill.friday@earthlink.net)

Hospitality: Mike Harrison

[campcraft.mike@gmail.com](mailto:campcraft.mike@gmail.com)

Pebble Pups: Dee Dee Morton

[deemorton@hotmail.com](mailto:deemorton@hotmail.com)

Show Chair: Tony Smith, 256-603-3095.

[tsmith@erc-incorporated.com](mailto:tsmith@erc-incorporated.com)

Show Vendor Chair: Lowell Zoller, 256-534-8803

[Lzol@comcast.net](mailto:Lzol@comcast.net)

Show Publicity Chair - Tony Smith

[tsmith@erc-incorporated.com](mailto:tsmith@erc-incorporated.com)

Show Treasurer: Clara Goode, 256-883-9194

[claragoode1@comcast.net](mailto:claragoode1@comcast.net)

Mineral ID: Lowell Zoller

[Lzol@comcast.net](mailto:Lzol@comcast.net)

Facility Administrator: Bill Friday

[bill.friday@earthlink.net](mailto:bill.friday@earthlink.net)

Publicity: Open

**PURPOSE OF THE SOCIETY:** The Huntsville Gem & Mineral Society is a non-profit educational organization for people interested in mineralogy, geology, paleontology, and related lapidary arts. Its primary purpose is the education and enjoyment of the members and the general public in these areas. This purpose is accomplished through programs and activities, shows, lectures to school children and organizations, and exchange of rocks, minerals, artifacts, and newsletters.

**DUES:** Annual dues are \$20.00 per person, \$25.00 per family, and are due on January 1st of each year

Membership Applications may be found at our webpage [www.Huntsvillegms.org](http://www.Huntsvillegms.org) or at the HGMS Education Center during a meeting or at one of our activity periods: 7901 Bailey Cove Rd SE, Huntsville, AL 35802

Meetings: 4th Tuesday of the month except for March Auction, June picnic, Christmas Dinner and major holidays.

**The Society is affiliated with the American Federation of Mineralogical Societies , the Southeast Federation of Mineralogical Societies, and the Dixie Mineral Council**

**Federation Newsletters:** DMC: <http://www.amfed.org/sfms/dmc/dmc.htm>

SFMS: <https://www.southeastfed.org/newsletter> - new, under construction

AFMS: [www.amfed.org/news/default.htm](http://www.amfed.org/news/default.htm)



# 2023-24 CALENDAR

- 24 Oct '23 - Regular HGMS Meeting, Huntsville Gem & Mineral Education Center  
7901 Bailey Cove Rd SE, Huntsville, AL 6:00pm
- 28 Nov '23 - Regular HGMS Meeting, Huntsville Gem & Mineral Education Center  
7901 Bailey Cove Rd SE, Huntsville, AL 6:00pm
- 12 Dec '23 - Christmas Dinner - Carrabba's Italian Restaurant - 5:30pm  
Huntsville Parkway City Mall upper deck
- 25 Jan '24 - Regular HGMS Meeting, Huntsville Gem & Mineral Education Center  
7901 Bailey Cove Rd SE, Huntsville, AL 6:00pm
- 27 Feb '24 - Regular HGMS Meeting, Huntsville Gem & Mineral Education Center  
7901 Bailey Cove Rd SE, Huntsville, AL 6:00pm
- 23 Mar '24 - HGMS Rock Auction Fund Raiser  
Details as available - Please Donate items
- 23 Apr '24 - Regular HGMS Meeting, Huntsville Gem & Mineral Education Center  
7901 Bailey Cove Rd SE, Huntsville, AL 6:00pm
- 28 May '24 - Regular HGMS Meeting, Huntsville Gem & Mineral Education Center  
7901 Bailey Cove Rd SE, Huntsville, AL 6:00pm
- 25 June '24 - Regular HGMS Meeting, Huntsville Gem & Mineral Education Center  
7901 Bailey Cove Rd SE, Huntsville, AL 6:00pm



The eclipse peak  
as we saw it

Deadline for Next Newsletter  
December 16, 2023

**Dated material**  
**Do not delay**

November 2023

Rocket City Rocks & Gems  
Bill Friday, Editor  
2508 Excalibur Dr.  
Huntsville, AL 35803