


ROCKET CITY ROCKS & GEMS



The Monthly News Bulletin of the Huntsville Gem & Mineral Society, Huntsville, Alabama

Volume 53 No. 9

"We'll go to the Moon for a Rock"

September 2021

INSIDE THIS ISSUE

President's Notes	2
Downtown Library Display	2
Fall Show Heads Up.....	3
Brad's Bench Tips	3
Minutes of August Mtg.....	4
Show Display Cases	4
Metalsmithing Corner	5
Rocket City Jewelers	6
Painted Rock Distribution.....	7
Pebble Pups	8
Loss of a Valued Member	8
Mineral of the Month.....	9
Sep/Oct Birthdays & Anniversaries..	10
Activity Schedule.....	10
2021 Officers & Committees.....	11
Calendar.....	12

September 28, Monthly Meeting

Education Center, 7901 Bailey Cove Rd Huntsville
Gathering time 6:00, Business & Program 6:30

Much of the evening's business will concern the Fall Gem Jewelry & Mineral Show, coming up 7-10 Oct

Special Discussion of Display Case Opportunities, both Competitive and Non-Competitive, will follow.
John McCullough will be accepting entries.



www.huntsvillegms.org/

hsvgems@gmail.com



Huntsville Gem & Mineral Society (HGMS) 2021. Reprinting Rights are granted for all material (except for minutes of the meeting and copyrighted articles) to any organization officially affiliated with the American Federation of Mineralogical Societies (AFMS) or Southeastern Federation of Mineralogical Societies (SFMS), provided credit is given to the author, the original publication, and this newsletter. The HGMS email address is hsvgems@gmail.com.



Hello all you rockhounds, metalsmiths and jewelry makers,

Welcome to the Dog Days of Summer!

And with that, the Annual HGMS October Show is just around the corner! And it is going to be huge! We have an expanded children's area and almost all of our great vendors will be back! And it is not too late to get free admission by volunteering! Read this newsletter from cover to cover to get all of the details.

And on top of that, we have an awesome meeting planned for the 28th of September! Again, see the details of that in this fabulous newsletter!

One last thing. Have you been to our new home on Bailey Cove Road? It is awesome and getting better every day!

In short, if you haven't been around, we have missed you! Please come back! And for those who have come out, you have made our day!

Thank you!!! Your President, Mike Harrison, HGMS Prez

Library Window

Check out our display at the main library from now to September 30th. We're in the cabinet on the left as you walk into the library. The address is 915 Monroe Street, downtown Huntsville."



The Fall Show is almost upon us - sign up now to help.

Hi all. Many have already volunteered in many areas, but I am asking everyone who hasn't yet to help at the show. Please do not wait till the last minute to sign up. Everyone needs to be involved so our show is successful.

We need volunteers to help chair the kids area and people to volunteer for shifts in all areas: ticket booth, information booth, kids area, flume, volunteer dinner and fossil dig. Thanks to all who have already signed up to help and thanks in advance to those who just show up to help. I really appreciate you! Remember our fall show is October 8-10. Setup will be all day on Thursday Oct 7, with the vendor / worker appreciation meal at 4:30. Take down after the Show will begin at 5:00 on Sunday evening. Please contact me by email, wolfsong929@gmail.com or **call my home phone 256-837-6819**. Please leave a message as I don't answer calls from numbers I do not know. I will also be at the HGMS meeting on Tuesday September 28, with sign up sheets.

The following committees have chairs, but they need workers:

Set up - Lowell

Ticket booth - Nannette Schwartz

Information booth - Bill Friday

Demonstrations - Shelley Curran and Kathy Bowman

Volunteer dinner - Caryl Nixon arranged food service caterers and volunteers will bring sides.

Flume - Gene Powers


Fossil Dig - James Yack

Kids Area - Theresa Chivers & Judy Osmundson



Brad's Bench Tips

"Bench Tips for Jewelry Making" and "Broom Casting for Creative Jewelry" are available on Amazon www.BradSmithJewelry.com For those who enjoy these bench tips, I'm happy to announce a second volume is now available on Amazon. "More Bench Tips" includes 86 additional ways to save time, avoid frustration or improve quality at the bench. These new tips cover problems in fabrication, stone setting, casting, soldering



JUST A DROP

Hobby shops and model airplane stores carry small plastic dispenser bottles that are handy for putting a drop of flux, oil, or glue just where you want it. They have a length of small metal tubing coming out the top that lets you squeeze out very small drops.

I use one with a short length of tubing for oil when I'm sawing or when drilling harder metals like steel. Another bottle I found in a plastics store has a longer length of metal tubing on it. Plastics people use them for dispensing fast drying glues to join pieces of acrylic. The long metal tube let's you reach into tight places. Either of these is handy for flux at the soldering station.



FOREDOM MAINTENANCE

If you have a Foredom flexshaft, it makes sense to check it over every so often to be sure it's running properly. But how to do that? You've probably lost the little booklet that came with the unit. Well, being the good company it is, Foredom has put together an extensive set of videos on how to everything.

The series covers set-up, lubrication, replacing a sheath, motor maintenance, and handpiece maintenance. Few if any special tools are needed. You can watch the videos at www.foredom.net/flexibleshaftmachinemaintenance.aspx particularly under "Foredom Basics" or the "Foredom Shafting..." categories.

Minutes of HGMS August 24 Meeting

The meeting was opened at 6:30 by President Mike Harrison.

Minutes from the July meeting were approved as printed in the August newsletter

Treasurer Clara Goode reported a balance of \$6500 in our main account.

Theresa Chivers asked for members to bring home cooked items for the Vendor / Volunteer Dinner at 4:30 on Thursday Oct 7. We still need workers for all areas during the 8-10 Oct Show. We need to have a good show this fall to restore visitor interest and attendance

Tony reported that we have ten billboards which will go up in September, with two electronic boards that will go up two weeks before the Show. Bill Friday arranged to have an ATM for the Show

Leslie Malakowsky had reserved the entry display case at the Main Library for October, but on the probability that a case is available for Sept she will switch from Oct to Sep. *[Ed. Note—we got the Sept date]*

Jewelry report – Judy Osmundson stated that the upcoming projects were a Spinner Bracelet, wire wrap classes, and Chainmaille classes

Bill Friday reported that several of the arbor wheels need replacing. They will be ordered under that Budget line

Program: Mike Harrison spoke on the Joy of Tumbling, concerning how to successfully polish rocks and slabs using various types of tumbler machines. He described which and how much of various grits to use for different applications, along with added media for specific rock types and quantities.

The meeting was closed at 8:00 Shelley Curran, acting Secretary

Display Cases for the Fall Show

We will have at least twelve display cases available for members to claim for showing off their favorite rock-related collections and creations. First Come - First Served, and several are already assigned.

The boxes are 4 feet long, 2 feet deep, and 2 feet tall, with a locking glass front wall. Liners are not typically available so plan on providing your own. These will be assembled on Thursday (you are cordially invited to assist in this task) and you should plan to load your materials in by that evening so they will be ready when the Show opens to the public at 10:00 Friday morning.

You may choose rocks, minerals, jewelry, fossils or any variations of these, making them simply displays of the items or you may make it an educational explanation of the contents.

You may simply submit it for the fun of it, or you may enter for competition, with ribbon prizes (no money) in any of dozens of categories. “Professional” Judges will sort out the winners - there won't be any losers. The September 28th program next week will provide more details so if you wish to enter a display, you could learn a lot from this presentation.





Metal Smithing/Silver Group by Kathy Bowman & Shelley Curran

No Project Class in October because of the Show.

Come to class and bring your unfinished pieces. This is the time to clean out that box of "I will finish that later". If you are stuck and can't figure out how to proceed, the instructors will be there to help you troubleshoot the problems.

Student Work Display

We plan to have a display of our student's work at the show. It does not have to be an example of one of the projects we taught in the class (although it can be)—just something you really like the way it turned out. You may turn in more than one piece however if we run out of display space we will have to make choices on which pieces will be displayed. We want everyone will have at least one example in the box. **Please turn your pieces in to Shelley no later than Sept 27th (before that date if possible).**

We also need some volunteers to plan the display and make the liner for the box. Most of the liners have seen better days so we would like your work to have a nice background. We have some off white antique sateen drapery material available to use, but we are not limited to that.

Certification Classes: We hope to resume certifications on a one to three person basis after the show. If you are interested in scheduling Metalsmithing Certification please send your name and contact information (name, email address, and phone number) to HGMS@wildivystudio.com. We will contact you and set up a day for you to come. Those who sign up will be notified when the next class will be scheduled. We are looking at having the Certification Class on a night other than Monday or Thursday since seats on both work session nights are full.



Metalsmithing Display 2019 Show

Volunteer Positions *

Class Instructors:

Kathy Bowman

Shelley Curran

Tools/Equipment Inventory

Annie Diekmann

Store Manager

Opening

Kit Manager

Shelley Curran

Webpage & Social Media Management

Kathy Bowman

*Note: We are all volunteers so the schedule is subject to change.

Get your access code for the new facility

The security keypad and magnetic latch are installed. Members will need a personal five-digit code for access. Select a code number smaller than 64,000, as the controller is allergic to larger ones. You will need to press # afterward. To exit, an overhead motion sensor will unlatch the magnet - after a short delay. Please provide your chosen number to Bill Friday who will maintain the repository.



Rocket City Jewelers (RCJ) News

By Judy Osmundson

It's good to be back! I want to thank Maurine for teaching Snowman Earrings in July and Judy for writing the August report while I was gone. In September, we have practiced our wire wrapping skills by creating a "Spinner" bracelet that allows the focal beads to spin freely. We also continued with chainmaille by making a Half Persian 4-in-1 bracelet or sample.

All RCJ members are invited to contribute jewelry to the RCJ display case at the Show! This is an excellent way to show people what we do and to generate interest in RCJ! Contributions can be any jewelry you created (or were inspired to create) in RCJ that you're comfortable letting others see. Please bring your jewelry to the **September 29th** meeting, or contact me and I'll pick it up for you. You will get it back after the Show.

Notes: We're not meeting September 22nd because several of us will be unable to attend. We're also not meeting October 6th because we'll be getting ready for the show! Last, but not least, if you want to take the Halloween Bracelet class on October 20th, you must contact Judy or Theresa by **October 6th** to reserve your kit.

Please remember our members who are fighting illness and coping with loss.

Upcoming Schedule:

Sep 22: No meeting.

Sep 29: 6p – 9p, Finish It and show preparations.

Oct 6: No meeting. Deadline to reserve your Halloween Bracelet kit.

Oct 13: 2p – 5p, Finish It.

Oct 20: 6p – 9p, Halloween Bracelet.



Remember that we meet from 6p – 9p on 1st and 3rd Wednesdays and from 2p – 5p on 2nd and 4th Wednesdays with 5th Wednesdays TBA. Please note that when you'd like to take a class, **you must contact us two weeks prior to the class** (unless otherwise indicated in the schedule) so we can make a kit for you.

Meeting Location: The HGMS Education Center is located at 7901 Bailey Cove Road SE, Huntsville.

Enter the South parking lot off Bailey Cove Road SE, drive through the lot to the Education Center (long narrow building) at the back. Please enter the double glass doors on the West side of the building. Please be aware that the doors will be unlocked for the first hour. After that, the doors will be locked, and you will need to call Judy (205-541-7207) or Theresa (256-509-0406) to let you in.

Volunteers:

Group Leader	Leslie Malakowsky
Instructors	Judy Osmundson, Theresa Chivers, Leslie Malakowsky
Treasurer	Clara Goode, Judy Osmundson
Facebook	open
Security	Judy Osmundson, Theresa Chivers

RCJ is open to **every member** of the HGMS. (Gentlemen, too!) If you love making jewelry, please join us! All skill levels are welcome! **Remember our core values:** to share what we know, learn new skills, and have fun! Please let us know what you are able to teach and what you would like to learn. **Please post your ideas on our Pinterest page!**

Painted Rocks - They are Everywhere, **Soon to include ours with your help.**

Several hundred Painted Rocks are ready for distribution, each with a sticker on the base that invites the finder to access our webpage huntsvillegms.org for instructions as to how they can get a free admission to the HGMS Fall Gem Jewelry & Mineral Show, or they can get a \$5 credit toward a membership in the HGMS.

But before people can find them, we need to get them out where they can be found. So members are asked to come by the Education Center and pick up a supply, as many as you are willing to place in public sites. The Center will be open every Tuesday from 9:00 am to 3:00 pm and every Monday, Tuesday, Wednesday, and Thursday evening from 6:00 to 9:00. The current fad nature of this practice makes it likely that finders will follow up, and we may get more Show visitors and/or new members.

Just come on by-no RSVP necessary. Many thanks in advance.





Pebble Pups Thursday October 28th, 6:30pm

Our Kids Program called Pebble Pups has fallen into a bit of a doldrum, and so needs a firm re-start, with new leadership, a schedule of fun programs and field trips, and enthusiastic kids from 6-14 to enjoy the activities.

So following the Fall Show, when we anticipate adding some new families, many with kids, we should have a grand re-vitalization of this opportunity.

Hope to see you then, bring your friends.

Bill Friday, 256-527-8227, bill.Friday@earthlink.net



Michael James Soroczak 1949—2021

MUSCLE SHOALS — Michael Soroczak, 71, was born in Pittsburgh, PA on November 12, 1949. Mike died August 9, 2021. He joined the United States Coast Guard in 1969, graduating fourth in his class. His first two years were based on a Cutter out of Honolulu and his second two years were on a River Tender based in Sheffield, AL, where he immediately felt he was home. Mike found the love of his life here, and married Myra Ellen Mills on April 8, 1973.

Mike obtained an AD in Occupational Studies from the Culinary Institute of America, Hyde Park, NY in 1974. Mike got a BS in Vocational and Technical Education, cum laude, from Athens State College, Athens AL in 1990.

In the restaurant industry, Michael was a Baker, Chef, Executive Chef, Manager, and Food Service Instructor. He trained and mentored many youth and adults in restaurants, and he ran a food service training school.


Under the Job Training Partnership Act, he had a 90 percent placement rate, taking time to match students and businesses so that many long-term jobs and careers were created.

Mike was also a Seaman, Sailor, and Author. He served 16 years as a Merchant Marine aboard an oceanographic research vessel and four years aboard various Coast Guard cutters and river tenders. He traveled around the world 18 times counting flights to ports and aboard ship. He loved sailing the ocean and was a “deep-water” sailor. In the Coast Guard aboard The Performer the crew developed remote operated vehicles, and projects included research and raising ships and aircraft lost in the ocean. In his last few years as a seaman, the ship was posted in the Gulf of Mexico servicing the Oil Industry.

After he retired from sailing, Mike became a prospector and lapidarist. He spent one summer working a gold claim in Alaska, where he and three others recovered a lot of gold; but the mine owner confiscated the buckets of gold without sharing profits he had promised. Mike reluctantly considered it a learning experience and went on to mine gold and minerals at several sites. As part of the Huntsville Gem and Mineral Club, Michael became a lapidarist, turned his hobby into a business, and began selling and teaching about rocks and minerals.

Mineral of the Month – Septarian Nodules

By Leslie A. Malakowsky



Septarian nodules are rocks, not minerals, but they're so interesting, I couldn't help featuring them this month! Septarian nodules are a special type of concretion that contains angular cavities, cracks, or separations called "septaria". The word septaria comes from the Latin word *septum*, which means "partition" and refers to this identifying characteristic. Some people think that the word septaria comes from the Latin word *septem*, which means "seven" and refers to the *number* of cracks, but that's not correct.

The cracks in septarian concretions are highly variable in shape and volume, and their size indicates the degree of shrinkage that occurred as the rock formed. Radially oriented cracks that taper towards the outer margins of a septarian concretion indicate that the rock was stiffer on the periphery of the concretion than on the inside of the concretion. Scientists

think this characteristic is due to a gradient in the amount of cement that precipitated from the surrounding solution while the concretion formed.

The process that creates septarian concretions remains a mystery, although a number of mechanisms have been proposed to explain their formation. For example, dehydration of clay-rich, gel-rich, or organic-rich cores; shrinkage of the concretion's center; expansion of gases produced by the decay of organic matter; and fracturing of the concretion's interior due to compaction are all possibilities. But experts are uncertain, which, if any, of these and other proposals is responsible. Perhaps it's all of the above!



Septaria usually contain calcite crystals precipitated from solutions circulating around the concretion while it formed. Sometimes the cavity walls in septaria are covered with a coating of siderite or pyrite making them appear bright red or gold. Some septaria may also contain small calcite stalactites and tiny well-shaped pyrite crystals.

The Moeraki Boulders on the South Island and the Koutu Boulders on the North Island of New Zealand, respectively, are spectacular examples of septarian concretions on a large scale. These concretions measure as much as 10 feet in diameter! The Moeraki Boulders are found eroding out of the Paleocene mudstone of the Moeraki Formation along the coast near Moeraki. These concretions consist of calcite-cemented mud and septaria made of calcite, quartz, and iron rich dolomite. The Koutu Boulders litter the beach between Koutu and Kauwhare along the south shore of Hokianga Harbour.



Portable septarian concretions are prized by collectors, and small ones are made into decorative objects such as eggs, paperweights, and cabochons for jewelry making. Septarian concretions come in an endless variety of shapes, sizes, and patterns inspired by Mother Nature! Enjoy!

Reference: [wikipedia.org](https://en.wikipedia.org/wiki/Septarian_concretion)

September Birthdays

3 Lola Flippo	14 J. P. McCullough
3 Gerdy Wyatt	14 Sheila Tesh
3 Laurel Rico	15 Spencer Myrick
4 Valerie Tripp	16 Charlie Willhoite
7 Mike Harrison	19 Mitzi Cartee
8 David Lehner	20 Xavier Walley
9 Eleanor Freeman	21 Laura Carroll
9 Henry Freeman	22 Hayes Harris
10 Marie Aldridge	23 Laurie Porter
11 Rick Williams	25 Erin Lawton
12 Rodney Lane	28 Demetra Perry
13 Mark Falkenberg	28 Nina Edgeworth
14 Larry Augsburg	

Anniversaries

1 Frank & Shelley Curran
9 Hilde & Rick Williams
26 Debbie Deering
26 Bill & Rita Friday
29 Mike & Theresa Chivers
Bruce & Allison Kowalczyk



September
Sapphire

October Birthdays

1 Karen Lester	13 Mark Trainer
1 Josh Peeples	16 Rhonda Hall
3 Theresa Chivers	18 James Lowery
4 Margaret Murfree	20 Sam Tumminello
7 Chris Ross	21 Isaiah Gray
10 Bonnie Treadway	26 Maurice Thompson
11 Diana Nelms	30 David Nixon

Anniversaries

7 Erin Lawton
8 Aziz & Kristi Kazi
10 Seth & Rebecca Johnson
21 Jeannie Green
24 Leslie Malakowsky
29 Daniel & Susan Hessler



October
Tourmaline

The Huntsville Gem & Mineral Education , 7901 Bailey Cove Rd. is is now open on a regular schedule

Metal Smithing Instructors: Shelley Curran, Kathy Bowman, Jan Edmunds & Lelslie Malakowsky

Lapidary: Bill Friday, Michael Cape, James Yack, Bruce Kowalczyk, Anthony Zwilling

Rocket City Jewelers: Judy Osmundson, Theresa Chivers, Leslie Malakowsky

Monday	Metal Smithing	5:30pm-9:00pm
Tuesday	Lapidary	9:00am - 3:00pm
	Lapidary	6:00pm - 9:00pm
	HGMS Meetings	6:00pm 4thTuesdays
Wednesday	Lapidary	6:00pm - 9:00pm
	Rocket City Jewelers 1st & 3rd Weeks -	6:00pm - 9:00pm
	Rocket City Jewelers 2nd & 4th Weeks -	2:00pm - 5:00pm
Thursday	Lapidary	6:00pm - 9:00pm
	Metal Smithing	5:30pm - 9:00pm
	GeoSciences	6:30pm 2nd Thursdays
	Pebble Pups	6:00 4thThursdays
Saturday	Metals	9:00am - 3:00pm irregular 1st Saturday of the Month

2021 HUNTSVILLE GEM & MINERAL SOCIETY OFFICERS

President- Mike Harrison - campcraft.mike@gmail.com

Vice President- Isabel Leon y Leon- isabel.leonyleon@gmail.com

Recording Secretary: Leslie Malakowsky lmalakowsky@gmail.com

Treasurer: Clara Goode, 256-883-9194 - claragoodel@comcast.net

Newsletter Editor: Bill Friday - 256-527-8227 - bill.friday@earthlink.net

Directors at Large:

Gene Powers - genepowersgddm@gmail.com

Les Bartel - lester.bartel@gmail.com

Shelley Curran - curranshelley1@gmail.com

2021 COMMITTEE CHAIRS

Membership: Bill Friday— 256-527-8227

bill.Friday@earthlink.net

2508 Excalibur Dr. Huntsville AL 35803

Publicity: Bob Kemper

bob_kemper@yahoo.com

Webpage: Leslie Malakowsky,

lmalakowsky@gmail.com

Auction Chair: Shelley Curran

curranshelley1@gmail.com

Field Trips: Open

Rocket City Jewelers: Leslie Malakowsky

256 755-0479 lmalakowsky@gmail.com

Hospitality: Caryl Nixon caryl.nixon@outlook.com

256-426-5061

Mineral ID: Lowell Zoller

Lzol@comcast.net

Property: Michael Cape

macape@knology.net

Program Chair—Mike Harrison

campcraft.mike@gmail.com

Show Chair: Tony Smith, 256-603-3095.

tsmith@erc-incorporated.com

Show Vendor Chair: Lowell Zoller, 256-534-8803

Lzol@comcast.net

Show Volunteer Chair: Theresa Chivers, 256-837-6819

wolfson929@gmail.com,

Show Publicity Chair - Tony Smith

tsmith@erc-incorporated.com

Show Treasurer: Clara Goode, 256-883-9194

claragoodel@comcast.net

PURPOSE OF THE SOCIETY: The Huntsville Gem & Mineral Society is a non-profit educational organization for people interested in mineralogy, geology, paleontology, and related lapidary arts. Its primary purpose is the education and enjoyment of the members and the general public in these areas. This purpose is accomplished through programs and activities, shows, lectures to school children and organizations, and exchange of rocks, minerals, artifacts, and newsletters.

DUES: Annual dues are \$15.00 per person, \$20.00 per family, and are due on January 1st of each year

Membership Applications may be found at our webpage www.Huntsvillegms.org or at the HGMS Education Center during a meeting or at one of our activity periods: 7901 Bailey Cove Rd SE, Huntsville, AL 35802

Meetings: 4th Tuesday of the month except for March Auction, June picnic, Christmas Dinner and major holidays.

The Society is affiliated with the American Federation of Mineralogical Societies ,

the Southeast Federation of Mineralogical Societies, and the Dixie Mineral Council

Federation Newsletters: DMC: http://www.amfed.org/sfms/_dmc/dmc.htm

SFMS: www.amfed.org/sfms/lodestar_newsletter.html

AFMS: www.amfed.org/news/default.htm



2021-2 CALENDAR

28 Sep'21 - Regular HGMS Meeting, Huntsville Gem & Mineral Education Center
7901 Bailey Cove Rd SE, Huntsville, AL 6:00pm

8-10 Oct'21 - Fall Gem Jewelry & Mineral Show
Jaycees Building, 2180 Airport Rd, Huntsville AL

26 Oct '21 - Regular HGMS Meeting, Huntsville Gem & Mineral Education Center
7901 Bailey Cove Rd SE, Huntsville, AL 6:00pm

23 Nov '21 - Regular HGMS Meeting, Huntsville Gem & Mineral Education Center
7901 Bailey Cove Rd SE, Huntsville, AL 6:00pm

14 Dec '21 - Tentative date for HGMS Christmas Dinner - details as it gets closer

25 Jan'22 - Regular HGMS Meeting, Huntsville Gem & Mineral Education Center
7901 Bailey Cove Rd SE, Huntsville, AL 6:00pm

22 Feb '22 - Regular HGMS Meeting, Huntsville Gem & Mineral Education Center
7901 Bailey Cove Rd SE, Huntsville, AL 6:

19 Mar '22 - Tentative date for Spring Rock Auction Fundraiser, HGMS Education Center
7901 Bailey Cove Rd SE, Huntsville, AL 6:00pm

22 Apr'22 - Regular HGMS Meeting, Huntsville Gem & Mineral Education Center
7901 Bailey Cove Rd SE, Huntsville, AL 6:00pm

<p>Deadline for Next Newsletter October 17, 2021</p>
--

**Dated material
Do not delay**

September 2021

Rocket City Rocks & Gems
Bill Friday, Editor
2508 Excaltibur Dr.
Huntsville, AL 35803