

# ROCKET CITY ROCKS & GEMS



*The Monthly News Bulletin of the Huntsville Gem & Mineral Society, Huntsville, Alabama*

Volume 52 No. 01

*"We'll go to the Moon for a Rock"*



January 2020

## INSIDE THIS ISSUE

President's Notes .....	2
Metalsmithing Corner.....	3
Rocket City Jewelers .....	4
Hospitality Note .....	5
SFMS Rockhound Roundup.....	5
Pebble Pups .....	6
GeoSciences.....	6
Mineral of the Month .....	7
Brad's Bench Tips .....	8
Colbert County Field Trip .....	8
DMC Dec Field Trip .....	9
January/February & Anniversaries.....	10
Lapidary Lab Schedule .....	10
2020 Officers & Committees.....	11
Calendar.....	12

## Show & Tell for January 28th Program

It has been a while since we had a show and tell. We will have three this year. For this meeting, we ask members whose last initials are from **A thru G** to bring up to three of their favorite collection specimens. Please tell what they are, where you obtained them, and why you like them. Please keep it sort of brief. Bring your best treasures. The next two such S&T's will be in July and October.



[www.huntsvillegms.org/](http://www.huntsvillegms.org/) - [www.facebook.com/HuntsvilleGMS](https://www.facebook.com/HuntsvilleGMS) -



Huntsville Gem & Mineral Society (HGMS) 2020. Reprinting Rights are granted for all material (except for minutes of the meeting and copyrighted articles) to any organization officially affiliated with the American Federation of Mineralogical Societies (AFMS) or Southeastern Federation of Mineralogical Societies (SFMS), provided credit is given to the author, the original publication, and this newsletter



Well, welcome to a new year and a new adventure! It is good to be home now and able to get involved in the club again! We have major plans for the club and some great opportunities for you!

For those who don't know me, I'm the elusive Mike Harrison. I have been honored to have been your president in the past and I'm even more honored to be president again! And we have a fantastic group of board members and committee members.

We have already set the date for the annual auction, the picnic, show and we are busy lining up other fantastic activities. Please consider donating something special to the auction. It is always a chance to "acquire" that item you always wanted (even though you may not have known it existed) and an opportunity to share some of your items to benefit the club operations! Bring those items to the next meeting so we can get them cataloged and it will give us a chance to show them on our website before the auction.

I look forward to seeing you at the next meeting on the 28<sup>th</sup>!

## Thanks to Elected 2020 Officers

**President—Mike Harrison**

**Vice President—Isabel Leon y Leon**

**Secretary—Ruth Kemper**

**Treasurer—Clara Goode**

**Newsletter—Bill Friday**

**At Large: Michael Soroczak**

**Gene Powers**

**Les Bartel**

## 2020 COMMITTEE CHAIRS

Membership: Bill Friday—

[bill.Friday@earthlink.net](mailto:bill.Friday@earthlink.net)

Publicity: Bob Kemper

[bob\\_kemper@yahoo.com](mailto:bob_kemper@yahoo.com)

Webpage: Leslie Malakowsky,

[lmalakowsky@gmail.com](mailto:lmalakowsky@gmail.com)

Auction Chair: Shelley Curran

[curranshelley1@gmail.com](mailto:curranshelley1@gmail.com)

Field Trips: Open

Rocket City Jewelers: Leslie Malakowsky

(256) 755-0479 [lmalakowsky@gmail.com](mailto:lmalakowsky@gmail.com)

Hospitality: Caryl Nixon

256-426-5061 [caryl.nixon@outlook.com](mailto:caryl.nixon@outlook.com)

Mineral ID: Michael Soroczak

[soroczak@yahoo.com](mailto:soroczak@yahoo.com)

(William Holland offers a class for this)

Property: Bill Friday

[bill.Friday@earthlink.net](mailto:bill.Friday@earthlink.net)

Metal Smithing—

Shelley Curran [curranshelley1@gmail.com](mailto:curranshelley1@gmail.com)

Kathy Bowman [HGMS@wilddivystudio.com](mailto:HGMS@wilddivystudio.com)

GeoSciences ,,,,,, Open

Planned Move to Grissom High ...Bill Friday

[bill.Friday@earthlink.net](mailto:bill.Friday@earthlink.net)

Program Chair—Mike Harrison

[william.m.harrison@boeing.com](mailto:william.m.harrison@boeing.com)

Show Chair: Tony Smith, 256-603-3095

[tsmith@erc-incorporated.com](mailto:tsmith@erc-incorporated.com)

Show Vendor Chair: Lowell Zoller,

256-534-8803 [Lzol@comcast.net](mailto:Lzol@comcast.net)

Show Volunteer Chair: Open

Show Publicity Chair - Tony Smith

[tsmith@erc-incorporated.com](mailto:tsmith@erc-incorporated.com)

Show Treasurer: Clara Goode,

256-883-9194 [clarag1964@gmail.com](mailto:clarag1964@gmail.com)

## Metal Smithing/Silver Group by Kathy Bowman & Shelley Curran

### Next Class, Thursday, February 6, 2020: Mixed Metal Tab Set Necklace



The February project will be the construction of three mixed metals tab-set elements that will link together to form a necklace centerpiece. We will be supplying the metal to make the three elements in the necklace center and jump rings to connect them. The kit will not contain chain to complete the necklace.

Tab setting and riveting are methods of *Cold Connection* and are used to attach metal pieces together without soldering. This technique is useful when you have something you want to include in your design that cannot be soldered such as colored pencil or flame painting. Tabs can be *inside* or *outside*—meaning the cuts made to make the tab can show as a part of the design (outside) or be hidden behind the element being held by the tabs (inside). This project features *outside* tabs.

The Kit cost is \$4.00. The sign up sheet will be available at the HGMS meeting and during Monday or Thursday work sessions. You may also register by sending email to [HGMS@wildivystudio.com](mailto:HGMS@wildivystudio.com). We will be using torches to anneal the metal so this class is only open to those who have been certified.

In the event that more than 10 people sign up for the class, those on the waitlist will be notified via email or text prior to the class if space becomes available. If there are more than 5 people on the wait list we will try to schedule a 2<sup>nd</sup> class and those on the waitlist will be notified. If there are not enough people for a 2<sup>nd</sup> class, those on the waitlist can purchase the kit and work independently on work session nights. Instruction and help will be available if needed.

**Because of space limitations and tool availability, only those registered for the officially scheduled class can attend that night unless given prior approval by an instructor. If you have signed up for a class and can not attend, please be considerate and notify the instructors as soon as possible so that someone on the wait list can attend in your place.**



**Certification Classes:** If you would like to be certified so you can take our classes, please send your name and contact information (name, email address, and phone number) to [HGMS@wildivystudio.com](mailto:HGMS@wildivystudio.com). We will contact you and set up a day for you to come. Those who sign up will be notified when the next class will be scheduled.

**Certification Classes:** If you would like to be certified so you can take our classes, please send your name and contact information (name, email address, and phone number) to [HGMS@wildivystudio.com](mailto:HGMS@wildivystudio.com). We will contact you and set up a day for you to come. Those who sign up will be notified when the next class will be scheduled.

Class Instructors:

Kathy Bowman  
Shelley Curran

Toolbox Sign-outs

CG Lester

Inventory Manager

***Opening***

Store Manager

***Opening***

Kit Manager

Shelley Curran

Webpage & Social Media Management

Kathy Bowman

\*Note: We are all volunteers so the schedule is subject to change.

**Please return Show Yard Signs so that they can be updated for 2019**

Particularly if the metal mounting frames need repairs, get those back for welding - they are quite expensive. Thanks, Tony Smith

# Rocket City Jewelers (RCJ) News

By Leslie Malakowsky



On January 8th, we made wire-wrapped agate pendants. The results were beautiful! Everyone's pendant had a unique wire-wrapped design. We all benefitted from this practice class because one of our goals is to make jewelry using our own cabochons.

Welcome back, **Brooks Glover**! I forgot to mention earlier that Judy Osmundson replaced Joe Bonin last October as our security keeper at the senior center.

**Feedback requested:** In the past, we've had open jewelry nights on extra Wednesdays (in months that have a 5<sup>th</sup> week), but experience has shown that not many members attend. Perhaps there's other things you'd like to do. Please send me your suggestions. There are 3 extra Wednesdays remaining this year: April 29<sup>th</sup>, July 20<sup>th</sup>, and September 30<sup>th</sup>.

**Auction donations:** Please consider donating jewelry to the auction, which is **Saturday, March 21<sup>st</sup>**. Now's the time to let your creativity flow and work on those donations!

## Upcoming Schedule:

Jan 22<sup>nd</sup> – Wire Weaving samples session #1 (\$1.50).

Jan 29<sup>th</sup> – [Wire Weaving samples session #2 \(\\$1.50\)](#). Plus Chainmaille sample #1: Box, Byzantine, Full Persian (\$3).

**Jan 31<sup>st</sup> – Deadline to RSVP to Judy for Wire Wrapped Cab #2.**

Feb 5<sup>th</sup> – Wire Wrapped Cab #2 (\$3). Bring your own 30mmx40mmx5mm cab or cab shaped bead.

Feb 12<sup>th</sup> – Finish Wire Wrapped Cab #2. Plus Wire Weaving samples session #3 (\$1.50).

Feb 19<sup>th</sup> – Chainmaille sample #12: Beaded Barrel Bracelet (\$6).

**Note:** We do our best to follow the current schedule, but changes may be necessary. Please remember to check the website for the latest class info.

## Volunteers:

Group Leader/Lead Instructor Leslie Malakowsky

Instructors Judy Osmundson, Theresa Chivers, Myra Soroczak

Kit Manager Sherrie Bonin

Treasurer Clara Goode

Facebook open

Security Judy Osmundson

RCJ is open to **every member** of the HGMS. (Gentlemen, too!) If you love making jewelry, please join us! All skill levels are welcome! Please note that when you'd like to take a class but you don't regularly attend RCJ, **you must contact us one week prior to the class** so we can make a kit for you.

**Remember our core values: to share what we know, learn new skills, and have fun! Please let me know what you are able to teach and what you would like to learn.**

We meet every Wednesday from 6-9p.m. in the Paint Room (next to the Lapidary Shop) at the Huntsville-Madison County Senior Center, 2200 Drake Avenue, Huntsville.

**Important:** Please park in the **North parking lot** and enter the building at the **entrance next to Meals on Wheels**. The door is locked after 6:30p.m., so if you need to arrive later, please text me at 256-755-0479, and someone will let you in.



## Happy New Year! from Hospitality



I hope everyone had a fun and safe holiday season! I feel thankful to HGMS for giving me the opportunity to provide Hospitality service to the Club, and I plan to continue in this capacity in 2020. I especially wish to thank all the kind people who have taken the time and effort to prepare and/or purchase refreshments for our meetings, picnics and Gem & Mineral Show setup dinners, and for helping set up and clean up the refreshment tables for the meetings and all the various activities. I'm not always prompt with expressing my appreciation, but please know that all your hard work does not go unnoticed by the club members and me. I've already made our reservation for our picnic, June 20, 2020, at Monte Sano State Park, so mark your new calendars! See you at the January 28 meeting!

## Welcome all SFMS Clubs to the 2020 Rockhound Roundup!

The next SFMS Rockhound Roundup will be held in the Suwannee River Music Park in Live Oak, Florida. The dates are March 6-8, 2020. We are fortunate that the venue allows us to use their overflow field for free! Based on our observations and recommendations from participants at the 2019 event, we've made some changes.

1. To counter the extreme heat, we've moved the date to March 6-8th. Our date options were limited because of the venue's schedule, and we did our best to avoid conflicts with any SFMS club level events. We are, unfortunately, conflicting with the Suncoast Club Show, for which we apologize. With 72 clubs in the Federation, it was inevitable that we would have some issue.
2. Because we are holding the SFMS Executive Meeting during the event, we will be holding it Saturday Evening so that participants won't have to choose between the Roundup or the Meeting.
3. We will be holding a SFMS Social Friday evening to foster the Interclub connections for which this event was originally organized.

We hope that all clubs will distribute this information to their members to encourage even more people to set-up their own tailgates at this event. Please print copies of the information and/or distribute it by email to your entire membership. Last year we had participants from at least five of our states. We want this to be an annual event that grows each year. Please encourage your members to join us if possible. We found that with the minimal fee of \$25 per booth, we were able to cover all costs for the necessary amenities at the venue. Those who came last year expressed very positive comments about the Roundup. Please join us next year!

If you have any questions, please don't hesitate to contact me by phone, text or email. You may have to leave a message, but I WILL respond!

Jerri Heer SFMS Secretary 419-344-9999



# Pebble Pups

**Madison County Senior Center Cafeteria  
2200 Drake Ave, Huntsville AL**

## Indian Lifestyle January 23rd



Bill Friday will describe how the early American Indians got here, how they lived, and how they used the materials around them to survive and thrive with no television, telephone, electric lights, or cars, and even no internet. There will be some special surprises, with a story to go along with them.

We will meet in the Senior Center Cafeteria at 6:00 on Jan 23rd. Bring your friends. We are hoping to meet new members who joined the Gem & Mineral Society at the Fall Show.



Bring your friends.

For more information, contact  
Brian Burgess at [bburgess771@gmail.com](mailto:bburgess771@gmail.com)  
256-479-2993  
or Bill Friday [bill.friday@earthlink.net](mailto:bill.friday@earthlink.net)  
256-527-8227



## GeoSciences Activity Group

On Thursday Nov 14, Ron Travis presented Indian Artifacts, a subject with which he has long been associated. He brought for display many types of spear and arrow points, tools, pounding rocks, an arrow sharpening rock, pottery, game stones, atlatl weights, and a pipe. Afterward he handed out points to the attendees as souvenirs. Remnants from past civilizations going back many thousands of years have been found, studied, dated, organized, categorized, and enjoyed. They told the stories of their creators - where they came from, when, how, and where they lived in this area, what they ate and how they gathered it, how they interacted, their religions and ceremonies, their social customs, and what became of them.

Many thanks to Ron & Mary Jean Brost Travis for an excellent educational and entertaining presentation.





## Mineral of the Month – Chalcopyrite *By Leslie A. Malakowsky*



Chalcopyrite (pronounced KAL-ko-PY-ryt) is an important *copper ore* mineral. Copper is a chemical element with the symbol Cu on the periodic table. It's one of the few *native metals* that naturally occur in pure, directly usable form. It's soft, malleable, and ductile. Chalcopyrite is a copper iron sulfide mineral with the formula  $\text{CuFeS}_2$ . It has rectangular crystals with a brassy to golden yellow color and a metallic luster. Minerals associated with chalcopyrite include azurite, barite, calcite, dolomite, malachite, pyrite ("fool's gold"), and quartz. But chalcopyrite is rarely found with native copper.

The name chalcopyrite comes from the Greek words *chalkos*, meaning "copper," and *pyrites*, meaning "strike fire." The mineral was named in 1725 by Johann Friedrich Henckel, a German physician, chemist, and mining expert, known as the "father of mineral chemistry." (He wrote a monograph - a scholarly paper on a single subject - on pyrite.) Other names for chalcopyrite include "cupropyrnite," "copper pyrite," "yellow copper," and "yellow pyrite."

Like other copper ores, chalcopyrite develops an iridescent tarnish when exposed to air for a long time.



Tarnished chalcopyrite is called "peacock chalcopyrite," "peacock ore," or "peacock copper." The last two terms are often used interchangeably to describe bornite, another copper sulfide mineral.

Chalcopyrite is often confused with pyrite because they both have a brassy yellow color. But they can be distinguished by their hardness. Chalcopyrite is 3.5 to 4 on Mohs scale, but pyrite is much harder at 6 to 6.5. Chalcopyrite can be scratched with a knife, but pyrite can't. Another distinguishing characteristic is streak. Chalcopyrite has a distinctive black streak with green flecks in it, but pyrite has a plain black streak.

Chalcopyrite occurs mainly in igneous rocks with veins of metal sulfide minerals. (Weathering of these rocks can cause secondary copper minerals such as malachite, azurite, and cuprite to form.) While other copper minerals contain more copper than chalcopyrite, chalcopyrite is considered the most important copper ore because it's found in many localities worldwide. Copper is extracted from chalcopyrite by roasting a mixture of chalcopyrite and silica sand in open air.

There are several varieties of chalcopyrite, most notably a beautiful botryoidal (a globular form resembling a bunch of grapes) variety called "blister copper." It's found in California, Connecticut, Missouri, New Jersey, and Pennsylvania, but unfortunately, not in Alabama!

During its tenure as a Woods Hole Oceanographic Institution research vessel, *Atlantis II* found a zinc-bearing variety of chalcopyrite called "zincian chalcopyrite." It was found in sulfide muds collected from the bottom of the Red Sea, a seawater inlet of the Indian ocean. (In 1986, National Geographic used *Atlantis II* to support the submersible *Alvin* when deep-sea explorer Dr. Robert Ballard and his team discovered the Titanic shipwreck!)



Because of its physical and chemical properties, copper is one of the most versatile and desirable metals. It's an excellent conductor of heat and electricity, it's corrosion resistant, it has a beautiful patina ("verdigris"), and it has medicinal properties. Some of its many uses include wire and cable, electronics, electric motors, cookware, jewelry, decorative art, architecture, and relief of arthritis pain.

Copper is also an ingredient in metal alloys such as brass, bronze, and sterling silver for making (among other things) coins and jewelry. Jewelry makers, including the HGMS jewelry groups, use copper and its alloys in the form of wire and sheet metal. Many prefer using copper because of its lovely pinkish-orange color (on a clean unoxidized surface). Copper is also an economical alternative to more expensive metals, and, like aluminum, it's highly recyclable. (It's estimated that 80% of all copper ever mined or extracted is still in use today.)

Chalcopyrite is occasionally used in jewelry, too, such as the peacock chalcopyrite pendants shown here. And tumbled chalcopyrite makes nice polished stones. Remember the "Goose that Laid the Golden Egg"?



References: [en.wikipedia.org](http://en.wikipedia.org), [mindat.org](http://mindat.org)

## Brad's Bench Tips

"Bench Tips for Jewelry Making" and "Broom Casting for Creative Jewelry" are available on Amazon [www.BradSmithJewelry.com](http://www.BradSmithJewelry.com) For those who enjoy these bench tips, I'm happy to announce a second volume is now available on Amazon. "More Bench Tips" includes 86 additional ways to save time, avoid frustration or improve quality at the bench. These new tips cover problems in fabrication, stone setting, casting, soldering and polishing. Browse

through a couple of the new ones at <https://amazon.com/dp/B07D4B45JJ/>. These are just a few of the many tips in the new book, "More Bench Tips for Jewelry Making". See a sample chapter at <https://amzn.to/2KCygh4>



## DEPTH GAUGE FOR DRILLING

Sometimes you need to drill a number of holes all to the same depth. One quick and easy way to do this is to wind some tape around the drill bit so that the tape just touches the part surface when the hole is deep enough.

You can set the depth either by measuring from the tip of the drill to the tape or by drilling to the correct depth, leaving the bit in the hole, and wrapping tape around the bit at the surface level.


Note that a little extra tape left free on the end will blow away debris from the drilling.



## CUTTING A BOLT

Whenever you have to cut a threaded bolt shorter, it's often difficult to get the nut to thread back onto it. And the smaller the bolt, the more difficult it is to restore any distorted threads. The problem is easily solved with the use of a nut. Here's how I do it.

First, screw a nut onto the bolt before cutting it. Grip the bolt by the threaded section that is to be sawed off. Then saw the bolt to the desired length, taper the end with sandpaper or file, and unscrew the nut from the bolt.



## Field Trip to Bangor Limestone, Colbert/Franklin Counties

**Date:** Saturday, 25th, January, 2020

**Richard Keyes, Trip Leader**

**Time of Departure From Meeting Place:** 9:30 am.

**For Questions, Call Bill Friday 256-527-8227**

**Meeting Place:** Dollar General in Belgreen, AL, on Hwy 24 8 miles west of Russellville AL This parking lot is a lot larger than the gas station/convenience store about 200 yards west The GPS coordinates for the Dollar General are in the link and will show on the map that the link indicates.

<https://www.google.com/maps/place/Dollar+General/@34.4768983,-87.8641189,14.57m/data=!3m1!1e3!4m8!1m2!2m1!1sgas+station+belgreen,+Alabama!3m4!1s0x88878aafd9d0714b:0x4ed11fb21d1a90d5!8m2!3d34.4799171!4d-87.8629164?hl=en&authuser=1>

**This link doesn't work with ctrl-click, you must copy and paste it to your web browser.**

**Formation:** Bangor limestone

**Age:** Mississippian Period - Chesterian Epoch (about 330 Million Years Old)

**What to Look For:** Upper Paleozoic Fossils. Marine invertebrates including crinoids, blastoids, brachiopods, coral, and shark teeth.

**What to Bring:** water, bucket, baggies for small fossils, multi-purpose paleo-paper (TP), hammer & chisel, paper for wrapping. There are no facilities at the site so be prepared. No Pets. Kids with parents only.





# Dixie Mineral Council Field Trips

## The Southeast Federation of Mineralogical Societies, Inc



The Friendly Federation - Founded in 1976 to serve  
DMC Program of the SFMS Field Trip Committee  
Copyright © All rights reserved.

An Official Field Trip of the Alabama Mineral and Lapidary Society (Birmingham, AL) (HOST)  
An Official Field Trip of the Huntsville Gem & Mineral Society

**Saturday, February 29, 2020**

**Gravel Pit / Coal Mine, Brookwood, AL**

**Meet at 8:00 AM CST Collect from 9:00 AM to 3:00 PM**

**TRIP:** To an old alluvial deposit containing rocks eroded from the Appalachian Mountains since their formation 400 million years ago. It's an old gravel quarry that is now producing natural gas.

**COLLECTING:** Material at Brookwood is primarily water smoothed pebbles of mixed size from teeny to baking potato size. We will be looking for petrified wood, jasper, agate, crazy blue lace, and oolite. This site has an abundance of water smoothed quartz pebbles shaped like a double-sided cabochon. Small amounts of many other types of rock are found including petrified wood, jasper, agate, marine fossils, Indian paint pots and any number of other unknown materials. Lots of great tumbling material but some is suitable for cutting

**BRING:** Sack lunch, plenty of drinks, buckets or bags for specimens, hammer, screwdriver (or something similar to pry the rock out of the surface). No real digging involved although people bring shovels to put many rocks into their buckets. **Limit two 5 gallon buckets**. Wear appropriate dress, hat, good gloves, and sunscreen

**CHILDREN:** Kids are allowed with adult supervision.

This trip is not recommended for children under 5 years old

**PETS:** No pets allowed

**FACILITIES:** There will be a port-a-potty available

**TERRAIN & ACCESSIBILITY:** It is fairly level with some hills if you choose to climb. It should not be a problem for people with mobility issues. People can park right at the area they want to collect.

**REQUIREMENTS:** All on-site tools, equipment, and ponds are strictly off limits. The AFMS/SFMS code of ethics should be strictly observed (See Page 5 above). The property owner has been generous to let us collect here for many years and we would not want anything to jeopardize that.

**You must show a paid-up membership card from your G&M Club. If you don't have one, then get one from an HGMS officer. WAIVER FORMS MUST BE SIGNED BEFORE YOU DIG!!!**

**WHERE TO MEET:** McDonald's, 22183 Highway 216, McCalla, AL 35171. Exit 100 off of I-20/I-59 You will turn right onto Hwy. 216 and the Love's Truck Stop will be on your immediate left.

**Please check in at the club table when you arrive at the site and before you leave so we can keep count of who is there. We do not want anyone to get locked in the gate!!**

**EVERYONE MUST BE OUT OF THE SITE BY 3:00**

Please be there between **8 - 8:30 a.m. Central**. We plan to pull out at 8:30 am so you need to get there to sign the waiver and attendance sheet. (So if you fall in a hole we know who to look for!!)

**CONTACT:** Lou Ann Newell [newell.louann@gmail.com](mailto:newell.louann@gmail.com) 205-482-3234. **RSVP:** Please let us know

## January Birthdays

1 Marty Martinez	17 John McCullough
2 Daniel Hessler	20 Betty Augsburg
3 Nanette Schwartz	21 Phyllis Murphy
5 Joe Herman	21 Doug Wells
6 Sherrie Bonin	24 Frank Curran
9 David Fikes	26 Deana Dayton
9 Jim Lee	26 Beth Snee
12 Mary Hicks	26 Connor Staggs
12 Lindsey Lewis	27 Toni Robert
12 Mike Soroczak	27 Betty Olson
12 Laura Meadows	27 Sheila Cape
13 Joey Bonds	27 Jim Metzger
15 Gordon Maynard	30 Mary Jean Brost Travis

## Anniversaries

12 Bob & Ruth Kemper  
15 Beth Snee  
22 Bill & Maureen Lokken

## February Birthdays

1 George Detwiler	19 Susan Kula
1 Judy Osmundson	21 Linda Haynes
1 James Yack	22 Jersey Sitko
4 Florence Mims	23 Judy Duncheon
6 Lynn Peete	23 David Wyatt
6 Becky Rollston	26 Bob Kemper
12 Kathy Bowman	27 Alicia Detwiler
14 Shelley Curran	30 Steve Young
16 Jason Moore	31 Hayley Nedbalski
19 Brian Allen	

## Anniversaries

27 Ralph & Jeanne Reed  
28 John & Margery Ruble  
26 Hayley Nedbalski & Avery Crawford

## January 2020 - Senior Center Lapidary Lab Schedule

To use lapidary equipment, you must be certified unless a licensed instructor is present currently: Bill Friday, Joe Bonin, & Michael Cape

<b>Monday</b>	7:30am-4:30pm	Open Lab: Lapidary - certified Seniors & HGMS age 60+ <b>Notice the big change in lab availability</b>
	<b>6:00pm-9:00pm</b>	<b>Open Metal Smithing - Only certified HGMS 18+</b>
<b>Tuesday</b>	7:30am-9:00am	Open Lab: Lapidary - certified Seniors & HGMS 60+
	9:00am—Noon	Silver Jewelry - Ron West, Instructor - Seniors & HGMS 60+
	Noon -3:00 pm	Silver Jewelry - Terry Clarke, Instructor - Seniors & HGMS 60+
	3:00pm-4:30 pm	Open Lab: Lapidary - certified Seniors & HGMS 60+
	<b>6:00pm-9:00pm</b>	<b>Open Lapidary - Only certified HGMS 18+</b>
<b>Wednesday</b>	7:30am-4:30 pm	Open Lab: Lapidary - certified Seniors & HGMS 60+
	<b>6:00pm-9:00pm</b>	<b>Open Lapidary - Only certified HGMS 18+</b>
	<b>6:00pm-9:00pm</b>	<b>Open Jewelry - Only certified HGMS</b>
<b>Thursday</b>	7:30am-9:00am	Open Lab: Lapidary - certified Seniors & HGMS 60+
	9:00am-11:30am	Silver Jewelry - Ron West, Instructor - Seniors & HGMS 60+
	Noon-3:00pm	Wood Carving - Copeland, Instructor - Seniors & HGMS 60+
	3:00pm-4:30 pm	Open Lab: Lapidary -certified Seniors & HGMS 60+
	<b>5:30pm-9:00pm</b>	<b>Metal Smithing &amp; Jewelry Classes— Only certified HGMS 18+</b>
<b>Friday</b>	7:30am-12:00am	Open Lab: Lapidary - certified Seniors & HGMS 60+

### 2020 HUNTSVILLE GEM & MINERAL SOCIETY OFFICERS

President- Mike Harrison - [william.m.harrison@boeing.com](mailto:william.m.harrison@boeing.com)  
 Vice President- Isabel Leon y Leon- [isabel.leonyleon@gmail.com](mailto:isabel.leonyleon@gmail.com)  
 Recording Secretary: Ruth Kemper- [bob\\_kemper@yahoo.com](mailto:bob_kemper@yahoo.com)  
 Treasurer: Clara Goode, 256-883-9194 - [clarag1964@gmail.com](mailto:clarag1964@gmail.com)  
 Newsletter Editor: Bill Friday - 256-527-8227 - [bill.friday@earthlink.net](mailto:bill.friday@earthlink.net)  
 Directors at Large:  
 Gene Powers - [genepowersgddm@gmail.com](mailto:genepowersgddm@gmail.com)  
 Michael Soroczak- [soroczak@yahoo.com](mailto:soroczak@yahoo.com)  
 Les Bartel - [lester.bartel@gmail.com](mailto:lester.bartel@gmail.com)  
 Ex Officio - [bill.friday@earthlink.net](mailto:bill.friday@earthlink.net)

### 2020 COMMITTEE CHAIRS

Membership: Bill Friday— 256-527-8227 <a href="mailto:bill.Friday@earthlink.net">bill.Friday@earthlink.net</a> 2508 Excalibur Dr. Huntsville AL 35803	Property: Bill Friday <a href="mailto:bill.friday@earthlink.net">bill.friday@earthlink.net</a>
Publicity: Bob Kemper <a href="mailto:bob_kemper@yahoo.com">bob_kemper@yahoo.com</a>	Program Chair—Mike Harrison - <a href="mailto:william.m.harrison@boeing.com">william.m.harrison@boeing.com</a>
Webpage: Leslie Malakowsky, <a href="mailto:lmalakowsky@gmail.com">lmalakowsky@gmail.com</a>	Show Chair: Tony Smith, 256-603-3095. <a href="mailto:tsmith@erc-incorporated.com">tsmith@erc-incorporated.com</a>
Auction Chair: Shelley Curran <a href="mailto:curranshelley1@gmail.com">curranshelley1@gmail.com</a>	Show Vendor Chair: Lowell Zoller, 256-534-8803 <a href="mailto:Lzol@comcast.net">Lzol@comcast.net</a>
Field Trips: Open	Show Volunteer Chair: Open
Rocket City Jewelers: Leslie Malakowsky 256) 755-0479 <a href="mailto:lmalakowsky@gmail.com">lmalakowsky@gmail.com</a>	Show Publicity Chair - Tony Smith <a href="mailto:tsmith@erc-incorporated.com">tsmith@erc-incorporated.com</a>
Hospitality: Caryl Nixon 256-426-5061 <a href="mailto:caryl.nixon@outlook.com">caryl.nixon@outlook.com</a>	Show Treasurer: Clara Goode, 256-883-9194 <a href="mailto:clarag1964@gmail.com">clarag1964@gmail.com</a>
Mineral ID: Michael Soroczak <a href="mailto:soroczak@yahoo.com">soroczak@yahoo.com</a> (William Holland offers a class for this)	

**PURPOSE OF THE SOCIETY:** The Huntsville Gem & Mineral Society is a non-profit educational organization for people interested in mineralogy, geology, paleontology, and related lapidary arts. Its primary purpose is the education of the members and the general public in these areas. This purpose is accomplished through programs, shows, lectures to school children and organizations, and exchange of rocks, minerals, artifacts, and newsletters.

**DUES:** Annual dues are \$15.00 per person, \$20.00 per family, and are due on January 1st of each year

Membership Applications may be found at our webpage [www.Huntsvillegms.org](http://www.Huntsvillegms.org), at meetings, or the lab

**MEETING PLACE:** Huntsville/Madison County Senior Center, 2200 Drake Ave, Huntsville, AL at 6:30pm.

**DATE:** Fourth Tuesday of the month except for March Auction, June picnic, Christmas Dinner and major holidays.

**The Society is affiliated with the American Federation of Mineralogical Societies ,  
the Southeast Federation of Mineralogical Societies, and the Dixie Mineral Council**

#### Federation Newsletters:

**SFMS:** [www.amfed.org/sfms/lodestar\\_newsletter.html](http://www.amfed.org/sfms/lodestar_newsletter.html)

**AFMS:** [www.amfed.org/news/default.htm](http://www.amfed.org/news/default.htm)

**DMC:** [http://www.amfed.org/sfms/\\_dmc/dmc.htm](http://www.amfed.org/sfms/_dmc/dmc.htm)





# 2020 CALENDAR

- 28 Jan '20 Regular HG&MS Meeting, Madison County Senior Center,  
2200 Drake Ave, Huntsville, AL 6:30pm
- 25 Feb '20 Regular HG&MS Meeting, Madison County Senior Center,  
2200 Drake Ave, Huntsville, AL 6:30pm
- 21 Mar '20 Annual Rock Auction Fundraiser,  
Jaycees Bldg, 2180 Airport Rd, Huntsville AL
- 28 Apr '20 Regular HG&MS Meeting, Madison County Senior Center,  
2200 Drake Ave, Huntsville, AL 6:30pm
- 26 May '20 Regular HG&MS Meeting, Madison County Senior Center,  
2200 Drake Ave, Huntsville, AL 6:30pm
- 9-11 Oct '20 HGMS Fall Show,  
Jaycees Bldg, 2180 Airport Rd, Huntsville AL
- 27 Oct '20 - Regular HG&MS Meeting, Madison County Senior Center,  
2200 Drake Ave, Huntsville, AL 6:30pm
- 24 Nov '20 - Regular HG&MS Meeting, Madison County Senior Center,  
2200 Drake Ave, Huntsville, AL 6:30pm
- 10 Dec '19 - Annual HG&MS Christmas Dinner  
date and place to be determined

Deadline for Next Newsletter— February 15, 2020

**Dated material**  
**Do not delay**

Rocket City Rocks & Gems  
Bill Friday, Editor  
2508 Excaltibur Dr.  
Huntsville, AL 35803  
January 2020